



Club Health Assessment for District 5M 1 through December 2025

			Status	Membership						Reports				Finance		LCIF
Club Number	Club Name	Charter Date	Times in Status Quo in Past 2 Years	Current Member Count **	YTD Members Added	YTD Members Dropped	YTD Net Growth% ***	Member Count 1 Year Ago	Dropped Members Avg.Length of Service	Months Since Membership Update	Current Officers Reported ****	Current President Repeated Term	VP Reported *****	Last Date Reported Service (mm/yyyy)	Account Balance	YTD Donations
Clubs less than two years old																
186161	Rochester Ambassadors	07/11/2025	Active	40	40	0	100.00%	0		2	Y		N			
Clubs more than two years old																
33296	ADAMS	02/09/1977	Active	34	1	4	-8.11%	37	6	1	Y	2	R	06/2025		
	Exc Award (06/30/2019, 06/30/2022, 06/30/2024)															
43983	ALTURA	06/25/1984	Active	21	0	0	0.00%	21		7	Y		N	12/2025		\$2,000.00
	Exc Award (06/30/2017, 06/30/2019, 06/30/2024)															
3040	AUSTIN	10/19/1944	Active	60	2	4	-3.23%	61	10	0	Y		N	01/2025		
39025	AUSTIN MORNING	11/28/1980	Active	38	3	0	8.57%	34		0	Y		N	11/2025		
	Exc Award (06/30/2024)															
145709	Bellechester Area	03/19/2021	Active	0	0	5	-100.00%	31	9	0	N			11/2024		
42520	BROWNSVILLE	04/29/1983	Active	22	0	0	0.00%	25		8	N	None		10/2024		
3044	BYRON	11/18/1969	Active	17	0	2	-10.53%	19	11	0	Y		N	09/2024		
	Exc Award (06/30/2017, 06/30/2018, 06/30/2019, 06/30/2020)															
3045	CALEDONIA	01/11/1966	Active	18	0	0	0.00%	18		5	Y	2	N	12/2024		
3046	CANNON FALLS	08/24/1973	Active	22	0	1	-4.35%	22	52	1	Y		N	07/2024		
3047	CHATFIELD	04/16/1969	Active	23	1	0	4.55%	26		2	Y	4		10/2025		
33007	DENNISON	11/18/1976	Active	22	0	0	0.00%	22		31	N	None		10/2024		
3048	DODGE CENTER	05/20/1968	Active	22	1	3	-8.33%	27	10	2	Y		R	01/2025		
37760	EITZEN	12/28/1979	Active	58	5	0	9.43%	49		2	Y		N	04/2025		
	Exc Award (06/30/2017, 06/30/2024)															
3052	GOODHUE	04/24/1964	Active	108	5	2	2.86%	104	1	1	Y		N	12/2025		\$2,000.00
	Exc Award (06/30/2017, 06/30/2021, 06/30/2022, 06/30/2024)															
78369	GRAND MEADOW	02/27/2004	Active	22	0	0	0.00%	22		1	Y			08/2024		
3054	HARMONY	07/17/1947	Active	28	0	1	-3.45%	30	4	2	Y	2	N	07/2025		
	Exc Award (06/30/2021)															
3055	HAYFIELD	05/16/1966	Active	36	0	1	-2.70%	37	59	0	Y		N	09/2025		



Club Health Assessment for District 5M 1 through December 2025

			Status	Membership						Reports				Finance	LCIF	
Club Number	Club Name	Charter Date	Times in Status Quo in Past 2 Years	Current Member Count **	YTD Members Added	YTD Members Dropped	YTD Net Growth% ***	Member Count 1 Year Ago	Dropped Members Avg.Length of Service	Months Since Membership Update	Current Officers Reported ****	Current President Repeated Term	VP Reported *****	Last Date Reported Service (mm/yyyy)	Account Balance	YTD Donations
35524	HOKAH	05/08/1978	Active	28	0	0	0.00%	31		8	Y	5	R	12/2024	90+ Days	
62892	HOUSTON	03/13/2000	Active	33	1	2	-2.94%	34	14	2	Y	2	R	11/2025		
Exc Award (06/30/2022, 06/30/2024)																
34502	KASSON MANTORVILLE L C	10/18/1977	Active	81	3	1	2.53%	84	26	0	Y		N	12/2025		\$120.00
Exc Award (06/30/2017, 06/30/2021, 06/30/2023)																
38891	KELLOGG	09/23/1980	Active	34	0	0	0.00%	34		1	N	None	R	12/2024		
3056	KENYON	08/28/1945	Active	2	0	0	0.00%	5		6	Y	11		11/2024		
3059	LA CRESCENT	10/18/1965	Active	58	0	0	0.00%	59		0	Y		N	09/2025		\$1,000.00
Exc Award (06/30/2018, 06/30/2022, 06/30/2023)																
3057	LAKE CITY	09/17/1973	Active	63	1	3	-3.08%	62	5	0	Y		N	12/2025		\$25.00
Exc Award (06/30/2024)																
120279	Le Roy	09/05/2013	Active	16	0	0	0.00%	16		8	Y		N	08/2025		
Exc Award (06/30/2024)																
3061	LEWISTON	01/24/1957	Active	23	0	1	-4.17%	28	7	4	Y	5	R	04/2025		
Exc Award (06/30/2017)																
3062	LYLE	10/01/1958	Active	17	0	0	0.00%	17		7	Y	2	R	12/2024		
3063	MABEL	11/10/1944	Active	39	0	2	-4.88%	41	12	0	Y		R	11/2024		
3065	MAZEPPA	02/20/1973	Active	100	16	4	13.64%	86	9	0	Y		R	08/2025		
Exc Award (06/30/2024)																
119759	Oronoco	06/21/2013	Active	13	0	1	-7.14%	16	2	1	Y		R	07/2025		
55484	OSTRANDER	03/31/1994	Active	15	1	1	0.00%	15	31	5	N	9	R	12/2024		
3069	PINE ISLAND	01/26/1961	Active	59	1	4	-4.84%	62	14	0	Y			11/2025		\$4,075.00
Exc Award (06/30/2017, 06/30/2021)																
3070	PLAINVIEW	11/29/1967	Active	36	1	3	-5.26%	38	21	0	Y		N	12/2025		\$250.00
Exc Award (06/30/2017, 06/30/2019, 06/30/2021)																
3071	PRESTON	11/27/1944	Active	32	0	0	0.00%	32		9	Y	8		12/2024		
43846	RACINE	05/29/1984	Active	16	0	3	-15.79%	19	8	0	Y	8		11/2024		
3072	RED WING	07/16/1946	Active	36	0	1	-2.70%	38	3	1	Y			10/2025		\$445.00
Exc Award (06/30/2022)																
31420	ROCHESTER 76	12/02/1975	Active	21	0	0	0.00%	21		3	Y		N	10/2025	90+ Days	\$335.00



Club Health Assessment for District 5M 1 through December 2025

					Membership						Reports				Finance		LCIF		
Club Number	Club Name	Charter Date	Status		Current Member Count **	YTD Members Added	YTD Members Dropped	YTD Net Growth% ***	Member Count 1 Year Ago	Dropped Members Avg.Length of Service	Months Since Membership Update	Current Officers Reported ****	Current President Repeated Term	VP Reported *****	Last Date Reported Service (mm/yyyy)	Account Balance	YTD Donations		
			Times in Status Quo in Past 2 Years																
Exc Award (06/30/2022)																			
3073	ROCHESTER HOST	10/21/1938	Active		31	0	0	0.00%	31		5	Y	2		06/2025				
Exc Award (06/30/2017)																			
42521	ROCHESTER MORNING PRIDE	04/29/1983	Active		24	1	1	0.00%	26	23	0	Y		N	12/2025		\$100.00		
3074	RUSHFORD	06/18/1942	Active		30	0	0	0.00%	30		2	Y			10/2025		\$50.00		
3076	SPRING GROVE	03/29/1966	Active		35	4	2	6.06%	24	7	3	Y	3	N	06/2025				
3075	ST CHARLES	09/10/1947	Active		32	0	1	-3.03%	31	22	5	Y			09/2024				
Exc Award (06/30/2016)																			
3077	STEWARTVILLE	05/13/1968	Active		36	1	0	2.86%	36		4	Y	2		08/2025				
78765	STEWARTVILLE MORNING	04/12/2004	Active		75	9	5	5.63%	71	5	0	Y		N	12/2025		\$570.00		
Exc Award (06/30/2018, 06/30/2019, 06/30/2021, 06/30/2022, 06/30/2023)																			
153917	Wabasha Area Lions	05/11/2023	Active(1)		26	5	4	4.00%	28	2	3	Y		N	11/2025				
3078	WANAMINGO	07/11/1955	Active		23	0	0	0.00%	23		10	N			11/2024				
Exc Award (06/30/2017)																			
3081	WINONA	04/16/1935	Active		34	3	4	-2.86%	34	21	2	Y		N	07/2025		\$200.00		
Exc Award (06/30/2024)																			
58289	WINONA RIVERTOWN	05/20/1996	Active		14	1	2	-6.67%	17	3	5	Y		N	02/2025				
Exc Award (06/30/2019)																			
36370	WYKOFF	12/29/1978	Active		10	0	0	0.00%	10		11	N	None		11/2024				
143807	Zumbro Falls Lioness	12/07/2020	Active		15	0	2	-11.76%	17	5	1	Y	2	R	12/2025				
126857	Zumbrota	02/12/2016	Active		16	1	2	-5.88%	17	7	4	Y	4	R	05/2025				
Current Total Clubs Count	YTD New Clubs Count	YTD Cancelled Clubs Count	YTD Net Club Gain	Current Total Members Count	YTD Add	YTD Drop	YTD Net Growth	YTD Net Growth %	Member Count 12 Months Ago	Average Member Count Per Club	% of Clubs with less than 20 members	% No Officer Report in 12 Months	% of Clubs with balance 90+ days	Number of Clubs in Status Quo	% Status Quo Clubs in Financial Suspension	Number of Cancelled Clubs	Average Cancelled Club Age	Members Lost Due to Cancellation	% of Clubs Cancelled for Non-Financial Reasons
52	1	0	1	1,714	107	72	35	2.08%	1,718	33	25%	0%	4%	0	0%	0	0	0	0%

* - P - Priority Club. Cancellation Reasons: 1-Objectives/conduct, 2-Non-active club, 5-Non-existing club, 6-Disbanding, 7-Merger, 8-Financial Suspension, 9-District/Multiple District Dues.

** Red denotes below 15 active members.

*** Red denotes 20% + loss.

**** Y - all 3 (President, Secretary, Treasurer) club officers reported, N - not all 3 reported.

***** Abbreviation: N-New, IP-Immediate Past, R-Repeat.




Club Health Assessment for District 5M 2 through December 2025

			Status	Membership						Reports				Finance		LCIF
Club Number	Club Name	Charter Date	Times in Status Quo in Past 2 Years	Current Member Count **	YTD Members Added	YTD Members Dropped	YTD Net Growth% ***	Member Count 1 Year Ago	Dropped Members Avg.Length of Service	Months Since Membership Update	Current Officers Reported ****	Current President Repeated Term	VP Reported *****	Last Date Reported Service (mm/yyyy)	Account Balance	YTD Donations
Clubs less than two years old																
182408	Le Sueur County CSL	06/04/2025	Active	17	1	0	6.25%	0		2	Y	2		10/2025		\$40.00
Clubs more than two years old																
3038	ALBERT LEA	12/10/1940	Active	31	1	0	3.33%	29		4	N	2		11/2025		
3039	ALBERT LEA CLOVERLEAF	12/18/1973	Active	9	0	0	0.00%	9		9	Y			12/2024		
53774	ALBERT LEA LAKEVIEW	10/30/1992	Active	36	2	2	0.00%	32	4	0	Y			10/2025		
36188	ALDEN	11/17/1978	Active	18	0	0	0.00%	20		8	Y		N	09/2024		\$315.00
Exc Award (06/30/2019, 06/30/2023)																
39339	AMBOY	01/26/1981	Active	12	0	3	-20.00%	15	15	0	Y	3		12/2025		
2989	ARLINGTON	10/09/1952	Active	16	1	0	6.67%	16		3	Y		N	12/2025		\$120.00
50337	BELLE PLAINE	03/22/1990	Active	19	0	0	0.00%	19		8	Y	7	R	09/2024		
3041	BLOOMING PRAIRIE	11/16/1954	Active	31	0	17	-35.42%	48	17	1	Y			07/2024		
3042	BLUE EARTH	03/24/1960	Active	2	0	2	-50.00%	21	23	0	N			11/2025		
40988	BROWNTON	03/22/1982	Active	38	1	1	0.00%	37	16	1	Y		N	11/2025		
Exc Award (06/30/2024)																
2991	CARVER	10/23/1973	Active	51	2	0	4.08%	48		0	Y		R	12/2025	90+ Days	\$50.00
49028	CHANHASSEN	11/21/1988	Active	53	1	4	-5.36%	59	3	3	Y		N	12/2025		\$2,110.00
Exc Award (06/30/2022, 06/30/2023)																
2993	CHASKA	02/27/1958	Active	55	2	8	-9.84%	59	12	2	Y	2	R	12/2025		\$20.00
Exc Award (06/30/2017)																
28004	COLOGNE	02/19/1974	Active	53	9	0	20.45%	41		1	Y		N	12/2025		\$1,054.50
Exc Award (06/30/2024)																
40298	COURTLAND	08/31/1981	Active	18	1	0	5.88%	19		0	Y		N	11/2025		
Exc Award (06/30/2016, 06/30/2019, 06/30/2024)																
136588	Eagle Lake Area	10/10/2018	Active	16	0	0	0.00%	16		8	Y		N	12/2025		
Exc Award (06/30/2023)																
3050	ELLENDALÉ	02/25/1971	Active	20	0	0	0.00%	18		7	Y	2		01/2025		
3051	FARIBAULT	10/11/1921	Active	43	2	1	2.38%	44	24	0	Y		N	12/2025		\$1,430.00



Club Health Assessment for District 5M 2 through December 2025

			Status	Membership						Reports				Finance	LCIF	
Club Number	Club Name	Charter Date	Times in Status Quo in Past 2 Years	Current Member Count **	YTD Members Added	YTD Members Dropped	YTD Net Growth% ***	Member Count 1 Year Ago	Dropped Members Avg.Length of Service	Months Since Membership Update	Current Officers Reported ****	Current President Repeated Term	VP Reported *****	Last Date Reported Service (mm/yyyy)	Account Balance	YTD Donations
Exc Award (06/30/2018, 06/30/2019, 06/30/2022, 06/30/2023)																
3001	GIBBON	11/24/1959	Active	27	0	2	-6.90%	29	7	5	Y		N	12/2025	90+ Days	\$320.00
29907	GLENCOE	11/11/1974	Active	20	2	3	-4.76%	24	11	0	Y	3	R	01/2025		
3003	GREEN ISLE	09/19/1972	Active	35	2	4	-5.41%	36	13	0	Y		N	12/2025		
Exc Award (06/30/2022, 06/30/2023)																
41138	HAMBURG	04/20/1982	Active	24	0	2	-7.69%	28	43	3	Y	8	N	12/2025		
Exc Award (06/30/2017, 06/30/2022, 06/30/2023)																
3004	HENDERSON	10/27/1970	Active	24	2	3	-4.00%	26	32	2	N			09/2024		
41457	HUTCHINSON	06/28/1982	Active	33	10	3	26.92%	27	12	0	Y		N	12/2025		
Exc Award (06/30/2017, 06/30/2023)																
36547	JORDAN	02/26/1979	Active	46	4	2	4.55%	46	17	1	Y		N	12/2025		
Exc Award (06/30/2022, 06/30/2023)																
53213	JORDAN JORDANESS	06/03/1992	Active	59	9	2	13.46%	52	8	0	Y		N	12/2025		\$915.00
Exc Award (06/30/2016, 06/30/2017, 06/30/2023, 06/30/2024)																
36792	LAFAYETTE & AREA	03/27/1979	Active	45	4	2	4.65%	44	26	1	Y		N	06/2025		\$20.00
Exc Award (06/30/2017, 06/30/2018)																
3058	LAKE CRYSTAL	09/06/1945	Active	39	0	0	0.00%	39		8	N			10/2024		
31649	LE CENTER	02/09/1976	Active	43	1	1	0.00%	43	35	1	N	None	R	10/2025		
3060	LE SUEUR	03/09/1960	Active	35	0	2	-5.41%	37	3	2	Y	3	R	09/2025		
Exc Award (06/30/2017, 06/30/2018)																
45762	LESTER PRAIRIE	02/24/1986	Active	27	0	0	0.00%	27		5	Y		N	12/2025	90+ Days	
Exc Award (06/30/2017)																
37762	LONSDALE	12/27/1979	Active	28	1	4	-9.68%	35	26	0	Y	7	R	12/2025		
Exc Award (06/30/2022, 06/30/2024)																
3064	MANKATO	09/26/1925	Active	17	0	1	-5.56%	18	2	0	Y			12/2025		\$25.00
43847	MANKATO SUNRISE	05/07/1984	Active	25	0	1	-3.85%	26	7	1	Y		N	10/2024		\$625.00
Exc Award (06/30/2017)																
132699	Mayer New Germany	10/20/2017	Active	18	0	0	0.00%	17		7	Y		IP	08/2025		
46808	MINNESOTA LAKE	01/05/1987	Active	19	1	0	5.56%	18		5	Y		N	10/2025	90+ Days	
Exc Award (06/30/2017)																



Club Health Assessment for District 5M 2 through December 2025

			Status	Membership						Reports				Finance	LCIF			
Club Number	Club Name	Charter Date	Times in Status Quo in Past 2 Years	Current Member Count **	YTD Members Added	YTD Members Dropped	YTD Net Growth% ***	Member Count 1 Year Ago	Dropped Members Avg.Length of Service	Months Since Membership Update	Current Officers Reported ****	Current President Repeated Term	VP Reported *****	Last Date Reported Service (mm/yyyy)	Account Balance	YTD Donations		
42744	MONTGOMERY	06/20/1983	Active	23	0	0	0.00%	23		8	Y	2	N	12/2025	90+ Days			
	Exc Award (06/30/2018)																	
42153	NEW AUBURN	01/31/1983	Active	11	0	0	0.00%	11		8	Y	2	N	05/2025				
	Exc Award (06/30/2017)																	
3014	NEW MARKET-ELKO-WEBSTER	06/06/1973	Active	41	1	1	0.00%	44	47	1	Y	2	R	12/2025				
129229	New Prague Area	10/26/2016	Active	16	0	1	-5.88%	22	9	5	Y	7	N	03/2025				
	Exc Award (06/30/2019)																	
3066	NEW RICHLAND	03/19/1969	Active	23	1	0	4.55%	21		4	N	10		12/2024				
3016	NICOLLET	02/29/1972	Active	45	2	1	2.27%	47	53	0	Y		N	12/2025				\$200.00
	Exc Award (06/30/2017, 06/30/2023)																	
3067	NORTHFIELD	10/24/1921	Active	32	0	0	0.00%	32		8	Y		N	09/2025				
	Exc Award (06/30/2017)																	
48858	NORWOOD YOUNG AMERICA	08/16/1988	Active	28	1	2	-3.45%	27	0	2	Y		N	12/2024		\$2,800.00		
55138	NORWOOD-YOUNG AMERICA W CARVER	12/20/1993	Active	25	3	1	8.70%	23	1	2	Y		N	12/2025				
	Exc Award (06/30/2017)																	
3068	OWATONNA	08/25/1922	Active	21	3	3	0.00%	22	3	0	Y	2	R	10/2025	90+ Days			
	Exc Award (06/30/2022)																	
42154	PLATO	01/17/1983	Active	30	1	2	-3.23%	31	3	1	Y	2	N	12/2025		\$1,000.00		
	Exc Award (06/30/2016, 06/30/2019, 06/30/2024)																	
3019	PRIOR LAKE	11/05/1946	Active	33	4	1	10.00%	29	2	0	Y		N	12/2025		\$6,200.00		
	Exc Award (06/30/2017, 06/30/2022, 06/30/2024)																	
3026	SHAKOPEE	09/05/1962	Active	121	0	0	0.00%	117		7	Y		N	08/2024				
59992	SHAKOPEE VALLEY	10/06/1997	Active	26	0	1	-3.70%	28	1	2	Y	2	N	09/2025				
	Exc Award (06/30/2019)																	
3027	SILVER LAKE	09/26/1966	Active	47	0	0	0.00%	45		1	Y			12/2025				
	Exc Award (06/30/2017)																	
3024	ST PETER	05/08/1946	Active	70	4	1	4.48%	65	3	2	Y		N	10/2025				
3029	STEWART	11/29/1965	Active	17	2	1	6.25%	16	3	1	Y		IP	10/2025				
101925	VESELI AREA	05/10/2008	Active	21	0	3	-12.50%	27	5	4	Y	17	R	12/2025				
	Exc Award (06/30/2024)																	



Club Health Assessment for District 5M 2 through December 2025

			Membership							Reports				Finance		LCIF			
Club Number	Club Name	Charter Date	Status		Current Member Count **	YTD Members Added	YTD Members Dropped	YTD Net Growth% ***	Member Count 1 Year Ago	Dropped Members Avg.Length of Service	Months Since Membership Update	Current Officers Reported ****	Current President Repeated Term	VP Reported *****	Last Date Reported Service (mm/yyyy)	Account Balance	YTD Donations		
			Times in Status Quo in Past 2 Years																
3031	VICTORIA	09/28/1966	Active		165	24	8	10.74%	133	10	0	Y		N	12/2025		\$5,540.00		
	Exc Award (07/01/2017)																		
3033	WACONIA	08/02/1945	Active		111	2	6	-3.48%	114	6	1	Y		N	10/2024				
	Exc Award (06/30/2023)																		
143455	WACONIA DANDYLIONS	11/03/2020	Active		69	3	0	4.55%	71		2	Y	2	N	12/2024				
	Exc Award (06/30/2022)																		
3079	WASECA	10/27/1927	Active		35	2	2	0.00%	36	15	2	Y			05/2025				
	Exc Award (06/30/2024)																		
3035	WATERTOWN	05/22/1952	Active		80	2	1	1.27%	82	19	0	Y	2	R	12/2025		\$25.00		
3080	WATERVILLE	01/15/1945	Active		49	3	1	4.26%	43	1	1	Y		N	12/2025		\$1,050.00		
31730	WELLS	02/24/1976	Active		18	0	0	0.00%	21		7	Y		N	12/2024				
56921	WINNEBAGO	05/03/1995	Active		10	0	0	0.00%	10		13	N	11		12/2025				
42637	WINTHROP	05/31/1983	Active		28	5	0	21.74%	22		1	Y		IP	11/2025		\$50.00		
	Exc Award (06/30/2023, 06/30/2024)																		
Current Total Clubs Count	YTD New Clubs Count	YTD Cancelled Clubs Count	YTD Net Club Gain	Current Total Members Count	YTD Add	YTD Drop	YTD Net Growth	YTD Net Growth %	Member Count 12 Months Ago	Average Member Count Per Club	% of Clubs with less than 20 members	% No Officer Report in 12 Months	% of Clubs with balance 90+ days	Number of Clubs in Status Quo	% Status Quo Clubs in Financial Suspension	Number of Cancelled Clubs	Average Cancelled Club Age	Members Lost Due to Cancellation	% of Clubs Cancelled for Non-Financial Reasons
64	0	0	0	2,297	122	106	16	0.70%	2,284	36	27%	0%	9%	0	0%	0	0	0	0%

* - P - Priority Club. Cancellation Reasons: 1-Objectives/conduct, 2-Non-active club, 5-Non-existing club, 6-Disbanding, 7-Merger, 8-Financial Suspension, 9-District/Multiple District Dues.

** Red denotes below 15 active members.

*** Red denotes 20% + loss.

**** Y - all 3 (President, Secretary, Treasurer) club officers reported, N - not all 3 reported.

***** Abbreviation: N-New, IP-Immediate Past, R-Repeat.




Club Health Assessment for District 5M 3 through December 2025

			Status	Membership					Reports				Finance		LCIF	
Club Number	Club Name	Charter Date	Times in Status Quo in Past 2 Years	Current Member Count **	YTD Members Added	YTD Members Dropped	YTD Net Growth% ***	Member Count 1 Year Ago	Dropped Members Avg.Length of Service	Months Since Membership Update	Current Officers Reported ****	Current President Repeated Term	VP Reported *****	Last Date Reported Service (mm/yyyy)	Account Balance	YTD Donations
Clubs more than two years old																
31417	CANBY	12/19/1975	Active	13	0	0	0.00%	12		6	Y	7	R	10/2025		
2994	CLARKFIELD	05/12/1953	Active	22	0	0	0.00%	25		7	Y	3	R	07/2025		
2995	COMFREY	05/27/1963	Active	7	0	0	0.00%	8		8	Y		IP	09/2025		
2999	FAIRMONT	02/06/1956	Active	19	0	1	-5.00%	20	1	1	Y		N	09/2025		\$100.00
3000	FULDA	01/24/1963	Active	24	0	0	0.00%	24		8	Y		N	09/2025		
3002	GRANITE FALLS	04/09/1973	Active	37	0	1	-2.63%	37	53	2	Y		N	12/2025		
43984	HADLEY	06/30/1984	Active	35	0	0	0.00%	34		5	Y		N	12/2025		\$870.00
Exc Award (06/30/2017)																
3006	JACKSON	04/06/1960	Active	37	0	0	0.00%	37		11	Y		N	12/2025		\$200.00
34500	JASPER	10/18/1977	Active	25	0	1	-3.85%	27	29	5	Y	3	R	12/2025		\$40.00
55465	JEFFERS COMMUNITY	03/28/1994	Active	19	0	1	-5.00%	15	1	0	Y	2	N	12/2025		
3008	LAKE BENTON	12/07/1966	Active	25	0	0	0.00%	21		8	Y		R	12/2025		
32313	LAKEFIELD	05/28/1976	Active	23	2	0	9.52%	20		3	Y	2	R	12/2025		\$50.00
3009	LAMBERTON	01/15/1951	Active	12	1	0	9.09%	11		4	Y	4		09/2025		\$1,000.00
3010	LUCAN	09/17/1973	Active	46	1	2	-2.13%	43	4	0	Y		N	12/2025		\$455.00
Exc Award (06/30/2023, 06/30/2024)																
3011	LUVERNE	02/12/1958	Active	25	0	0	0.00%	33		8	Y		N	03/2025		
51605	MADELIA	05/13/1991	Active	26	0	0	0.00%	24		9	Y	2	R	11/2025		\$500.00
3012	MARSHALL	04/23/1946	Active	23	0	1	-4.17%	24	24	0	N	2	R	11/2025		\$45.00
Exc Award (06/30/2023)																
29078	MILROY	04/16/1974	Active	31	0	0	0.00%	31		17	Y	3	R	11/2024		\$35.00
Exc Award (07/30/2017)																
3013	MORGAN	08/18/1955	Active	21	0	0	0.00%	22		6	Y		N	12/2025		\$90.00
31418	MOUNTAIN LAKE	12/15/1975	Active	20	0	2	-9.09%	22	25	0	Y		N	12/2025		
3015	NEW ULM	03/22/1929	Active	57	1	3	-3.39%	64	9	0	Y		N	12/2025		\$100.00
Exc Award (06/30/2023)																
125178	Pipestone Lions Club	06/23/2015	Active	11	2	2	0.00%	10	1	0	Y	3	R	10/2025		
3020	REDWOOD FALLS	06/07/1929	Active	30	2	3	-3.23%	37	6	1	Y		R	12/2025		



Club Health Assessment for District 5M 3 through December 2025

			Status	Membership						Reports				Finance	LCIF		
Club Number	Club Name	Charter Date	Times in Status Quo in Past 2 Years	Current Member Count **	YTD Members Added	YTD Members Dropped	YTD Net Growth% ***	Member Count 1 Year Ago	Dropped Members Avg.Length of Service	Months Since Membership Update	Current Officers Reported ****	Current President Repeated Term	VP Reported *****	Last Date Reported Service (mm/yyyy)	Account Balance	YTD Donations	
32063	SHERBURN	04/15/1976	Active	41	0	2	-4.65%	43	33	2	Y		N	12/2025	90+ Days	\$6.00	
3028	SLEEPY EYE	01/04/1949	Active	19	0	0	0.00%	17		7	Y	2	N	09/2025		\$100.00	
128845	Springfield Area	09/06/2016	Active	29	0	1	-3.33%	29	2	5	Y		N	11/2025		\$225.00	
3023	ST JAMES	10/16/1958	Active	20	1	0	5.26%	20		2	Y		N	12/2025		\$500.00	
32354	TRACY	06/07/1976	Active	64	2	1	1.59%	68	8	0	Y			12/2025		\$155.00	
Exc Award (06/30/2018, 07/01/2017)																	
32353	TRUMAN	06/16/1976	Active	11	0	0	0.00%	14		9	Y		N	12/2025			
3030	TYLER	04/17/1972	Active	33	2	0	6.45%	31		2	Y		N	11/2025		\$200.00	
31240	VESTA	10/07/1975	Active	28	0	3	-9.68%	31	21	0	N	13		12/2025		\$25.00	
3032	WABASSO	11/17/1970	Active	65	1	2	-1.52%	67	26	1	Y			08/2025			
47015	WESTBROOK	03/06/1987	Active(1)	18	0	0	0.00%	19		10	Y		N	10/2025	\$255.00		
3036	WINDOM	04/14/1971	Active	36	0	2	-5.26%	39	7	3	Y		N	12/2025	\$250.00		

Clubs Cancelled Previous Fiscal Year – Clubs Cancelled within last 12 months may be reinstated

Club Number	Club Name	Charter Date	Current Status*	Cancellation Date
2998	ECHO	04/18/1963	Cancelled(6*)	12/30/2024

Current Total Clubs Count	YTD New Clubs Count	YTD Cancelled Clubs Count	YTD Net Club Gain	Current Total Members Count	YTD Add	YTD Drop	YTD Net Growth	YTD Net Growth %	Member Count 12 Months Ago	Average Member Count Per Club	% of Clubs with less than 20 members	% No Officer Report in 12 Months	% of Clubs with balance 90+ days	Number of Clubs in Status Quo	% Status Quo Clubs in Financial Suspension	Number of Cancelled Clubs	Average Cancelled Club Age	Members Lost Due to Cancellation	% of Clubs Cancelled for Non-Financial Reasons
34	0	0	0	952	15	28	-13	-1.35%	979	28	26%	0%	3%	0	0%	0	0	0	0%

* - P - Priority Club. Cancellation Reasons: 1-Objectives/conduct, 2-Non-active club, 5-Non-existing club, 6-Disbanding, 7-Merger, 8-Financial Suspension, 9-District/Multiple District Dues.

** Red denotes below 15 active members.

*** Red denotes 20% + loss.

**** Y - all 3 (President, Secretary, Treasurer) club officers reported, N - not all 3 reported.

***** Abbreviation: N-New, IP-Immediate Past, R-Repeat.



Club Health Assessment for District 5M 4 through December 2025

			Status	Membership						Reports				Finance	LCIF	
Club Number	Club Name	Charter Date	Times in Status Quo in Past 2 Years	Current Member Count **	YTD Members Added	YTD Members Dropped	YTD Net Growth% ***	Member Count 1 Year Ago	Dropped Members Avg.Length of Service	Months Since Membership Update	Current Officers Reported ****	Current President Repeated Term	VP Reported *****	Last Date Reported Service (mm/yyyy)	Account Balance	YTD Donations
Clubs less than two years old																
177248	ALEXANDRIA CHAMPIONS	08/22/2024	Active	35	2	6	-10.26%	35	1	0	Y	2	N	12/2025		\$200.00
Clubs more than two years old																
3132	ALEXANDRIA	03/19/1963	Active	45	3	4	-2.17%	49	14	1	Y			08/2025		\$1,995.00
	Exc Award (06/30/2017, 06/30/2025)															
3133	APPLETON	05/05/1972	Active	15	0	0	0.00%	15		16	N			11/2024		
3134	ASHBY	12/06/1967	Active	25	0	2	-7.41%	28	5	3	Y	3	N	09/2025		
	Exc Award (06/30/2017, 06/30/2025)															
32502	ATWATER	06/21/1976	Active	35	0	0	0.00%	35		2	Y		N	12/2025		
	Exc Award (06/30/2017)															
3138	BENSON	12/15/1966	Active	51	2	0	4.08%	47		2	Y	2	R	12/2025		\$200.00
2990	BIRD ISLAND	01/22/1964	Active	75	0	2	-2.60%	78	47	0	Y	2	R	12/2025		\$1,250.00
3139	BRANDON	03/18/1969	Active	14	0	0	0.00%	15		1	Y	4	N	12/2025		
	Exc Award (06/30/2017)															
36678	BUFFALO LAKE	03/05/1979	Active	58	7	1	11.54%	57	3	0	Y			07/2025		\$200.00
	Exc Award (06/30/2021, 06/30/2024)															
30549	CARLOS	04/14/1975	Active	20	1	0	5.26%	18		2	Y		R	06/2025		\$50.00
	Exc Award (06/30/2025)															
34503	CEDAR MILLS	10/18/1977	Active	5	0	0	0.00%	5		21	Y	9		11/2024		\$100.00
3141	CLARA CITY	03/29/1946	Active	25	1	2	-3.85%	25	17	0	Y		N	12/2025		\$700.00
	Exc Award (06/30/2017, 06/30/2025)															
3143	COSMOS	04/20/1964	Active	19	1	0	5.56%	18		4	Y		N	11/2025		\$100.00
2997	DANUBE	02/03/1955	Active	13	0	1	-7.14%	13	6	4	Y	2	R	10/2025		
42046	DARWIN	12/28/1982	Active	30	0	8	-21.05%	38	17	0	Y	2	N	04/2025		
44281	DAWSON	10/31/1984	Active	2	0	0	0.00%	2		19	Y	4		11/2024		
3146	ELBOW LAKE	05/22/1945	Active	45	3	1	4.65%	44	4	1	Y		N	11/2025		\$800.00
	Exc Award (06/30/2017)															
97970	EVANSVILLE	11/07/2006	Active	13	0	0	0.00%	13		1	Y	16		12/2025		\$150.00
30552	FAIRFAX	04/14/1975	Active	27	2	0	8.00%	25		2	Y	8	R	11/2025		




Club Health Assessment for District 5M 4 through December 2025

			Status	Membership						Reports				Finance	LCIF	
Club Number	Club Name	Charter Date	Times in Status Quo in Past 2 Years	Current Member Count **	YTD Members Added	YTD Members Dropped	YTD Net Growth% ***	Member Count 1 Year Ago	Dropped Members Avg.Length of Service	Months Since Membership Update	Current Officers Reported ****	Current President Repeated Term	VP Reported *****	Last Date Reported Service (mm/yyyy)	Account Balance	YTD Donations
55139	FORADA	12/20/1993	Active	27	0	0	0.00%	34		5	Y			05/2025		\$200.00
30254	FRANKLIN	02/21/1975	Active	16	0	3	-15.79%	20	14	0	N	None		04/2025		
	Exc Award (06/30/2017)															
105081	GARFIELD	03/25/2009	Active	12	0	0	0.00%	12		18	Y		IP	03/2025		
3149	GLENWOOD	10/18/1940	Active	21	4	0	23.53%	17		1	Y	4	R	10/2025		\$350.00
123557	Grant County	11/06/2014	Active	22	0	5	-18.52%	29	4	5	Y		N	12/2024		\$600.00
	Exc Award (06/30/2018)															
34159	GROVE CITY	06/29/1977	Active	20	3	1	11.11%	20	32	1	Y			05/2025		
3150	HANCOCK	10/21/1953	Active	12	0	0	0.00%	12		11	N	None		01/2025		\$250.00
36189	HECTOR	11/06/1978	Active	46	0	0	0.00%	46		0	Y		N	12/2024		
	Exc Award (06/30/2018, 06/30/2024)															
3152	HOFFMAN	01/18/1968	Active	39	2	0	5.41%	40		2	Y		N	12/2025	90+ Days	\$300.00
3153	KENSINGTON	05/26/1964	Active	21	2	1	5.00%	20	18	3	Y		N	11/2024		
45351	KERKHOVEN	09/30/1985	Active	26	0	1	-3.70%	28	19	3	Y	4		11/2025		
49098	KINGSTON	12/16/1988	Active	24	0	1	-4.00%	26	18	1	Y	8		08/2025		\$300.00
3155	LITCHFIELD	01/23/1948	Active	46	0	0	0.00%	46		6	Y		N	08/2024		\$500.00
	Exc Award (06/30/2017)															
29992	LOWRY	12/10/1974	Active	28	1	1	0.00%	28	2	2	Y	2	R	12/2025		\$100.00
	Exc Award (06/30/2017)															
3156	MAYNARD	01/30/1964	Active	22	4	0	22.22%	20		2	Y		IP	12/2025		
3158	MILAN	03/29/1951	Active	18	1	2	-5.26%	21	14	0	Y		N	08/2025		\$100.00
	Exc Award (06/30/2016, 06/30/2017)															
29832	MILTONA	10/21/1974	Active	26	0	0	0.00%	26		6	Y	3	R	11/2025		\$100.00
3159	MONTEVIDEO	04/01/1946	Active	34	4	1	9.68%	29	13	1	Y		N	11/2025		\$2,630.00
	Exc Award (06/30/2016, 06/30/2023)															
3160	MORRIS	05/19/1939	Active	30	5	2	11.11%	29	18	0	Y			12/2025		\$1,150.00
46809	NEW LONDON	01/09/1987	Active	16	0	0	0.00%	15		1	Y	2	N	12/2025	90+ Days	\$350.00
	Exc Award (06/30/2017, 06/30/2025)															
3017	OLIVIA	01/09/1957	Active	30	9	2	30.43%	24	6	2	Y	5	R	10/2025		\$130.00
	Exc Award (06/30/2017)															
3162	OSAKIS	06/22/1970	Active	18	0	2	-10.00%	20	11	3	Y			11/2025		\$400.00



Club Health Assessment for District 5M 4 through December 2025

						Status				Membership				Reports				Finance		LCIF	
						Times in Status Quo in Past 2 Years	Current Member Count **	YTD Members Added	YTD Members Dropped	YTD Net Growth% ***	Member Count 1 Year Ago	Dropped Members Avg.Length of Service	Months Since Membership Update	Current Officers Reported ****	Current President Repeated Term	VP Reported *****	Last Date Reported Service (mm/yyyy)	Account Balance	YTD Donations		
40489	PENNOCK	11/25/1981	Active	18	1	2	-5.26%	19	16	4	Y	7		12/2025	90+ Days	\$550.00					
33993	RAYMOND	06/13/1977	Active	28	0	2	-6.67%	30	4	2	Y		N	06/2025		\$650.00					
Exc Award (06/30/2025)																					
41819	RENVILLE	09/03/1982	Active	18	1	4	-14.29%	23	7	3	Y		IP	07/2025		\$350.00					
3022	SACRED HEART	05/01/1953	Active	16	0	1	-5.88%	17	17	0	Y		N	12/2025		\$100.00					
Exc Award (06/30/2017)																					
3170	SAUK CENTRE	09/23/1946	Active	58	1	9	-12.12%	60	9	0	Y			11/2025		\$1,880.00					
Exc Award (06/30/2017, 06/30/2020, 06/30/2022, 06/30/2023, 06/30/2025)																					
154469	Sauk Centre Sauk River Champions	06/14/2023	Active	26	1	0	4.00%	25		5	Y	2		06/2025		\$200.00					
Exc Award (06/30/2024)																					
38851	SPICER SUNRISE	08/04/1980	Active	38	1	6	-11.63%	46	6	0	Y	2		12/2025	\$4,446.00						
Exc Award (06/30/2017, 06/30/2023)																					
99512	VILLARD AREA	06/04/2007	Active	12	0	0	0.00%	12		17	Y	8	R	09/2025							
3176	WATSON	01/19/1956	Active	10	0	0	0.00%	13		1	Y		N	11/2025							
Exc Award (06/30/2017)																					
32912	WENDELL	11/09/1976	Active	18	2	1	5.88%	19	22	2	Y	2	R	10/2025		\$420.00					
3177	WHEATON	01/27/1947	Active	24	0	1	-4.00%	23	8	4	Y	3	R	10/2025							
Exc Award (06/30/2025)																					
3178	WILLMAR NOON	09/13/1940	Active	23	1	0	4.55%	22		2	Y		N	12/2025		\$1,100.00					
Current Total Clubs Count	YTD New Clubs Count	YTD Cancelled Clubs Count	YTD Net Club Gain	Current Total Members Count	YTD Add	YTD Drop	YTD Net Growth	YTD Net Growth %	Member Count 12 Months Ago	Average Member Count Per Club	% of Clubs with less than 20 members	% No Officer Report in 12 Months	% of Clubs with balance 90+ days	Number of Clubs in Status Quo		% Status Quo Clubs in Financial Suspension	Number of Cancelled Clubs	Average Cancelled Club Age	Members Lost Due to Cancellation	% of Clubs Cancelled for Non-Financial Reasons	
53	0	0	0	1,395	65	75	-10	-0.71%	1,431	26	36%	0%	6%	0		0%	0	0	0	0%	

* - P - Priority Club. Cancellation Reasons: 1-Objectives/conduct, 2-Non-active club, 5-Non-existing club, 6-Disbanding, 7-Merger, 8-Financial Suspension, 9-District/Multiple District Dues.

** Red denotes below 15 active members.

*** Red denotes 20% + loss.

**** Y - all 3 (President, Secretary, Treasurer) club officers reported, N - not all 3 reported.

***** Abbreviation: N-New, IP-Immediate Past, R-Repeat.



Club Health Assessment for District 5M 5 through December 2025

			Status	Membership						Reports				Finance	LCIF	
Club Number	Club Name	Charter Date	Times in Status Quo in Past 2 Years	Current Member Count **	YTD Members Added	YTD Members Dropped	YTD Net Growth% ***	Member Count 1 Year Ago	Dropped Members Avg.Length of Service	Months Since Membership Update	Current Officers Reported ****	Current President Repeated Term	VP Reported *****	Last Date Reported Service (mm/yyyy)	Account Balance	YTD Donations
Clubs more than two years old																
2947	BLOOMINGTON	01/30/1951	Active	60	2	3	-1.64%	65	39	0	Y	3	R	09/2025		\$550.00
	Exc Award (06/30/2016, 06/30/2017, 06/30/2018, 06/30/2019, 06/30/2023, 06/30/2024)															
2949	BROOKLYN CENTER	03/30/1955	Active	32	1	4	-8.57%	31	19	0	Y		N	12/2025		\$50.00
	Exc Award (06/30/2016, 06/30/2017, 06/30/2023, 06/30/2024)															
143549	Brooklyn Center Lady Lions	11/18/2020	Active	18	0	0	0.00%	16		6	Y		IP	12/2025		\$20.00
	Exc Award (06/30/2021, 06/30/2023, 06/30/2025)															
2950	BROOKLYN PARK	05/24/1961	Active	34	13	8	17.24%	26	3	0	Y			12/2025		\$165.00
	Exc Award (06/30/2023, 06/30/2025)															
82965	BROOKLYN PARK LADY	06/30/2004	Active	10	1	1	0.00%	9	21	0	Y		IP	12/2025		\$5.00
	Exc Award (06/30/2017, 06/30/2018, 06/30/2022)															
64953	CAMDEN	01/25/2002	Active	23	5	0	27.78%	20		0	Y	13	R	12/2025	90+ Days	
	Exc Award (06/30/2020)															
2952	CORCORAN	12/01/1965	Active	33	1	1	0.00%	32	51	0	Y	13	R	12/2025		\$5,000.00
	Exc Award (06/30/2021)															
2953	CRYSTAL	05/16/1962	Active	16	1	1	0.00%	18	3	2	Y	3	N	12/2025		\$32.00
29449	DAYTON	06/28/1974	Active	25	0	5	-16.67%	29	11	2	Y			10/2025		\$15.00
2956	EDEN PRAIRIE	10/17/1960	Active	112	10	4	5.66%	109	27	0	Y	2	N	12/2025		\$45.00
	Exc Award (06/30/2017, 06/30/2018)															
145775	Eden Prairie Lioness	04/01/2021	Active	28	0	0	0.00%	29		6	Y			08/2025		
	Exc Award (06/30/2023)															
2957	EDINA	01/21/1946	Active	8	0	1	-11.11%	9	19	2	Y	6		12/2025		
128310	Excelsior	07/21/2016	Active	67	9	11	-2.90%	57	4	0	Y	2	R	10/2025		\$25.00
	Exc Award (06/30/2021, 06/30/2023, 06/30/2024)															
34499	HAMEL	10/18/1977	Active	52	0	2	-3.70%	53	14	4	Y	2	R	12/2025		\$5,524.00
	Exc Award (06/30/2017, 06/30/2019, 06/30/2020, 06/30/2023)															
2959	HOPKINS	11/28/1938	Active	40	2	4	-4.76%	38	10	1	Y		N	12/2025		\$63.00



Club Health Assessment for District 5M 5 through December 2025

			Status	Membership					Reports				Finance	LCIF		
Club Number	Club Name	Charter Date	Times in Status Quo in Past 2 Years	Current Member Count **	YTD Members Added	YTD Members Dropped	YTD Net Growth% ***	Member Count 1 Year Ago	Dropped Members Avg.Length of Service	Months Since Membership Update	Current Officers Reported ****	Current President Repeated Term	VP Reported *****	Last Date Reported Service (mm/yyyy)	Account Balance	YTD Donations
Exc Award (06/30/2016, 06/30/2017, 06/30/2020, 06/30/2021, 06/30/2023, 06/30/2024)			Active	12	0	0	0.00%	12		7	Y			10/2025		\$120.00
46384	HOPKINS NOONTIME	06/30/1986														
Exc Award (06/30/2017, 06/30/2019, 06/30/2023)			Active	16	0	0	0.00%	18		6	Y			11/2025		
2960	LORETTO	05/22/1969														
2961	MAPLE GROVE	03/05/1963	Active	87	6	7	-1.14%	84	4	0	Y	2	N	12/2025		\$153.00
Exc Award (06/30/2017, 06/30/2019, 06/30/2022, 06/30/2023)			Active	105	8	0	8.25%	106		0	Y	2	N	09/2025		\$680.00
82988	MINNEAPOLIS AMBASSADORS	06/30/2004														
Exc Award (06/30/2017, 06/30/2019, 06/30/2020, 06/30/2021, 06/30/2023)			Active	13	0	1	-7.14%	14	14	2	Y		IP	11/2025		\$30.00
111413	MINNEAPOLIS CAN DO CANINES	06/22/2011														
Exc Award (06/30/2016, 06/30/2018)			Active	48	2	7	-9.43%	54	4	1	Y		N	12/2025		\$1,126.00
105031	MINNEAPOLIS DOWNTOWN NEXT GENERATION	03/18/2009														
Exc Award (06/30/2016, 06/30/2017, 06/30/2019, 06/30/2020, 06/30/2021, 06/30/2022)			Active	78	5	1	5.41%	72	0	1	Y	2		11/2025		\$10.00
2970	MINNEAPOLIS NORTHEAST	05/06/1940														
Exc Award (06/30/2021, 06/30/2022, 06/30/2024)			Active(2)	16	6	5	6.67%	15	4	3	N	5	N	08/2025		\$5.00
127162	Minneapolis Northside Roaring Lions	03/25/2016														
Exc Award (06/30/2019)			Active	18	0	4	-18.18%	19	18	3	Y	24	R	08/2025		\$55.00
2972	MINNEAPOLIS RIVERVIEW	10/17/1962														
Exc Award (06/30/2018, 06/30/2023, 06/30/2024, 06/30/2025)			Active	6	0	0	0.00%	6		21	Y			09/2025		\$12.00
2974	MINNEAPOLIS SOUTHWEST	02/25/1946														
Exc Award (06/30/2019)			Active	16	0	1	-5.88%	17	16	3	Y	4		09/2025		
107283	MINNEAPOLIS SPECIAL OLYMPIC MINNESOTA	01/18/2010														
2976	NEW HOPE	11/19/1953	Active	47	5	1	9.30%	40	3	2	Y	13	N	12/2025		\$1,050.00
Exc Award (06/30/2017, 06/30/2019, 06/30/2023)			Active	33	0	0	0.00%	39		3	Y			08/2025		\$1,000.00
2977	NORTHWEST TONKA	08/30/1950														
Exc Award (06/30/2018, 06/30/2023)																



Club Health Assessment for District 5M 5 through December 2025

						Status				Membership					Reports				Finance		LCIF
						Times in Status Quo in Past 2 Years	Current Member Count **	YTD Members Added	YTD Members Dropped	YTD Net Growth% ***	Member Count 1 Year Ago	Dropped Members Avg.Length of Service	Months Since Membership Update	Current Officers Reported ****	Current President Repeated Term	VP Reported *****	Last Date Reported Service (mm/yyyy)	Account Balance	YTD Donations		
Club Number	Club Name	Charter Date																			
2978	ORONO DISTRICT	03/16/1952																			
	Exc Award (06/30/2018)		Active	28	5	2	12.00%	25	46	1	Y	9	R	10/2025					\$45.00		
2979	OSSEO	08/28/1944																			
	Exc Award (06/30/2022, 06/30/2024)		Active	48	0	3	-5.88%	56	28	0	Y		N	12/2025					\$42.00		
2980	PLYMOUTH	11/11/1959																			
97536	RICHFIELD	06/30/2006																			
	Exc Award (06/30/2016)		Active	25	0	0	0.00%	27		9	Y	2		10/2025							
			Active	18	0	0	0.00%	19		10	Y	5	R	10/2025							
2982	ROBBINSDALE	02/28/1939																			
	Exc Award (06/30/2017, 06/30/2025)		Active	36	3	0	9.09%	27		0	Y		N	12/2025					\$202.00		
32910	ROGERS	11/04/1976																			
	Exc Award (06/30/2017, 06/30/2018)		Active	84	7	2	6.33%	78	4	0	Y		N	12/2025					\$200.00		
2984	ST BONIFACIUS	09/13/1971																			
2985	ST LOUIS PARK	04/28/1942																			
	Exc Award (06/30/2016, 06/30/2017, 06/30/2018, 06/30/2019, 06/30/2023, 06/30/2024)		Active	30	1	1	0.00%	30	46	5	Y		N	08/2025							
			Active	22	1	0	4.76%	22		3	Y		N	10/2025					\$120.00		
2987	WAYZATA	08/27/1952																			
	Exc Award (06/30/2018, 06/30/2023)		Active	24	1	1	0.00%	20	1	2	Y	5	R	10/2025					\$5,000.00		
Current Total Clubs Count	YTD New Clubs Count	YTD Cancelled Clubs Count	YTD Net Club Gain	Current Total Members Count	YTD Add	YTD Drop	YTD Net Growth	YTD Net Growth %	Member Count 12 Months Ago	Average Member Count Per Club	% of Clubs with less than 20 members	% No Officer Report in 12 Months	% of Clubs with balance 90+ days	Number of Clubs in Status Quo	% Status Quo Clubs in Financial Suspension	Number of Cancelled Clubs	Average Cancelled Club Age	Members Lost Due to Cancellation	% of Clubs Cancelled for Non-Financial Reasons		
37	0	0	0	1,368	95	81	14	1.03%	1,341	37	32%	0%	3%	0	0%	0	0	0	0%		

* - P - Priority Club. Cancellation Reasons: 1-Objectives/conduct, 2-Non-active club, 5-Non-existing club, 6-Disbanding, 7-Merger, 8-Financial Suspension, 9-District/Multiple District Dues.

** Red denotes below 15 active members.


*** Red denotes 20% + loss.

**** Y - all 3 (President, Secretary, Treasurer) club officers reported, N - not all 3 reported.

***** Abbreviation: N-New, IP-Immediate Past, R-Repeat.




Club Health Assessment for District 5M 6 through December 2025

			Status	Membership					Reports				Finance	LCIF		
Club Number	Club Name	Charter Date	Times in Status Quo in Past 2 Years	Current Member Count **	YTD Members Added	YTD Members Dropped	YTD Net Growth% ***	Member Count 1 Year Ago	Dropped Members Avg.Length of Service	Months Since Membership Update	Current Officers Reported ****	Current President Repeated Term	VP Reported *****	Last Date Reported Service (mm/yyyy)	Account Balance	YTD Donations
Clubs more than two years old																
124786	Afton/Bayport/Lakeland (ABL)	04/30/2015	Active	35	2	6	-10.26%	29	3	0	Y	3	N	12/2025		\$1,400.00
	Exc Award (06/30/2017, 06/30/2018, 06/30/2022, 06/30/2025)															
2786	BURNSVILLE SAVAGE	05/12/1966	Active	45	6	1	12.50%	52	1	0	Y		N	10/2025		\$240.00
	Exc Award (06/30/2022, 06/30/2024)															
2793	COTTAGE GROVE	12/01/1970	Active	106	8	2	6.00%	92	7	1	Y	2	R	12/2025		
	Exc Award (06/30/2018, 06/30/2019)															
2794	EAGAN L C	10/01/1969	Active	46	4	10	-11.54%	51	4	0	Y	2	N	12/2025		\$1,020.00
	Exc Award (06/30/2023)															
46184	FALCON HEIGHTS LAUDERDALE	05/14/1986	Active	46	1	1	0.00%	45	12	1	Y		N	11/2025		
2796	FARMINGTON	03/31/1953	Active	19	1	1	0.00%	18	22	3	Y	2	N	09/2025		
	Exc Award (06/30/2019)															
2800	HASTINGS RIVERTOWN	01/23/1967	Active	33	4	0	13.79%	28		2	Y		N	12/2025		\$1,120.00
	Exc Award (06/30/2019, 06/30/2022)															
2803	LAKEVILLE	02/17/1953	Active	127	14	7	5.83%	101	5	0	Y		N	12/2025		\$255.00
	Exc Award (06/30/2017, 06/30/2020, 06/30/2021, 06/30/2022, 06/30/2023, 06/30/2024, 06/30/2025)															
55890	LAKEVILLE LAKESIDE	06/28/1994	Cancelled(6*)	0	1	5	-100.00%	5	28	1	N	None		07/2025		
2806	MAPLEWOOD NORTH	03/23/1964	Active	19	0	0	0.00%	20		5	Y	2	R	07/2025		\$220.00
	Exc Award (06/30/2016, 06/30/2019)															
2805	MAPLEWOOD OAKDALE L C	09/26/1963	Active	15	0	0	0.00%	12		7	Y	6	R	05/2025		
40195	MIESVILLE	06/30/1981	Active	21	0	0	0.00%	21		17	Y	12	R	04/2025		
2807	MOUNDS VIEW	10/05/1964	Active	18	1	0	5.88%	15		2	Y		N	12/2025		\$40.00
	Exc Award (06/30/2017)															
2808	NEW BRIGHTON	10/09/1950	Active	63	2	1	1.61%	59	9	2	Y		N	12/2025		\$3,060.00
	Exc Award (06/30/2019)															
2811	NORTH SAINT PAUL	02/20/1945	Active	17	1	0	6.25%	16		1	Y		N	04/2025		\$30.00
2813	NORTH SUBURBAN EVENING	04/26/1973	Active	15	0	1	-6.25%	16	50	4	Y	2		08/2025		\$10.00
	Exc Award (06/30/2018)															
2815	ROSEMOUNT	03/27/1962	Active	22	1	0	4.76%	21		5	Y	10		06/2025		\$180.00



Club Health Assessment for District 5M 6 through December 2025

			Status	Membership						Reports				Finance	LCIF	
Club Number	Club Name	Charter Date	Times in Status Quo in Past 2 Years	Current Member Count **	YTD Members Added	YTD Members Dropped	YTD Net Growth% ***	Member Count 1 Year Ago	Dropped Members Avg.Length of Service	Months Since Membership Update	Current Officers Reported ****	Current President Repeated Term	VP Reported *****	Last Date Reported Service (mm/yyyy)	Account Balance	YTD Donations
Exc Award (06/30/2019)			Active	131	2	1	0.77%	119	1	0	Y		N	12/2025		\$240.00
41301	SCANDIA MARINE	05/05/1982														
Exc Award (06/30/2016, 06/30/2017, 06/30/2022, 06/30/2023, 06/30/2024)			Active	15	0	2	-11.76%	20	6	0	Y	4	R	12/2025		\$60.00
132532	Shoreview/Arden Hills	08/22/2017														
Exc Award (06/30/2019, 06/30/2022, 06/30/2024)			Active	72	1	1	0.00%	70	34	0	Y		N	07/2025		
2826	SOUTH ST PAUL	12/10/1946														
Exc Award (06/30/2024)			Active	24	0	1	-4.00%	20	4	5	Y		N	10/2025		
144826	SSP Southwest Lioness	02/11/2021														
Exc Award (06/30/2023)			Active	33	7	2	17.86%	26	18	0	Y	3	N	10/2025		\$100.00
2822	ST PAUL	06/18/1940														
Exc Award (06/30/2017, 06/30/2020, 06/30/2021)			Active	17	0	0	0.00%	17		6	Y	3	R	01/2025		
2821	ST PAUL EAST PARKS	08/02/1955														
			Active	12	0	0	0.00%	14		6	Y	8		11/2024		
2820	ST PAUL EAST SIDE	11/20/1951														
			Active	14	1	0	7.69%	12		1	Y			12/2025		\$130.00
33199	ST PAUL NORTH RAMSEY 500	01/13/1977														
Exc Award (06/30/2018, 06/30/2019, 06/30/2025)			Active	67	9	2	11.67%	60	6	2	Y		N	09/2024		\$1,010.00
2823	ST PAUL PARK NEWPORT	09/28/1955														
Exc Award (06/30/2024)			Active	29	0	0	0.00%	30		4	Y	2	R	09/2025		
2828	STILLWATER	05/25/1928														
			Active	58	3	1	3.57%	62	1	0	Y		N	11/2025		\$90.00
39010	VADNAIS HEIGHTS	10/31/1980														
Exc Award (06/30/2016, 06/30/2017, 06/30/2022)			Active	69	5	3	2.99%	70	16	0	Y		N	12/2025		\$39.87
2829	WHITE BEAR LAKE	02/22/1945														
Exc Award (06/30/2019)			Active	38	1	1	0.00%	39	8	0	Y	2	N	05/2025		\$100.00
2830	WILDWOOD	05/24/1956														
Exc Award (06/30/2018)			Active	49	0	2	-3.92%	50	1	1	Y	3	N	06/2025		
2831	WOODBURY	01/17/1969														

Clubs Cancelled Previous Fiscal Year – Clubs Cancelled within last 12 months may be reinstated

Club Number	Club Name	Charter Date	Current Status*	Cancellation Date
2812	ROSEVILLE	04/20/1955	Cancelled(6*)	10/29/2024



Club Health Assessment for District 5M 6 through December 2025

						Status		Membership					Reports				Finance		LCIF
						Times in Status Quo in Past 2 Years	Current Member Count **	YTD Members Added	YTD Members Dropped	YTD Net Growth***	Member Count 1 Year Ago	Dropped Members Avg.Length of Service	Months Since Membership Update	Current Officers Reported ****	Current President Repeated Term	VP Reported *****	Last Date Reported Service (mm/yyyy)	Account Balance	YTD Donations
Club Number	Club Name		Charter Date																
Current Total Clubs Count	YTD New Clubs Count	YTD Cancelled Clubs Count	YTD Net Club Gain	Current Total Members Count	YTD Add	YTD Drop	YTD Net Growth	Member Count 12 Months Ago	Average Member Count Per Club	% of Clubs with less than 20 members	% No Officer Report in 12 Months	% of Clubs with balance 90+ days	Number of Clubs in Status Quo	% Status Quo Clubs in Financial Suspension	Number of Cancelled Clubs	Average Cancelled Club Age	Members Lost Due to Cancellation	% of Clubs Cancelled for Non-Financial Reasons	
30	0	1	-1	1,275	75	51	24	1.92%	1,210	43	33%	0%	0%	0	0%	1	101	5	100%

* - P - Priority Club. Cancellation Reasons: 1-Objectives/conduct, 2-Non-active club, 5-Non-existing club, 6-Disbanding, 7-Merger, 8-Financial Suspension, 9-District/Multiple District Dues.

** Red denotes below 15 active members.

*** Red denotes 20% + loss.

**** Y - all 3 (President, Secretary, Treasurer) club officers reported, N - not all 3 reported.

***** Abbreviation: N-New, IP-Immediate Past, R-Repeat.



Club Health Assessment for District 5M 7 through December 2025

			Status	Membership						Reports				Finance	LCIF	
Club Number	Club Name	Charter Date	Times in Status Quo in Past 2 Years	Current Member Count **	YTD Members Added	YTD Members Dropped	YTD Net Growth% ***	Member Count 1 Year Ago	Dropped Members Avg.Length of Service	Months Since Membership Update	Current Officers Reported ****	Current President Repeated Term	VP Reported *****	Last Date Reported Service (mm/yyyy)	Account Balance	YTD Donations
Clubs less than two years old																
183068	Otsego Angels	07/10/2025	Active	10	15	5	100.00%	0	0	0	Y					
Clubs more than two years old																
32909	ALBERTVILLE	11/09/1976	Active	29	2	4	-6.45%	33	4	0	Y		N	11/2025		
39026	ALMELUND	11/18/1980	Active	34	2	0	6.25%	31		4	Y			10/2025		\$800.00
Exc Award (06/30/2018, 06/30/2023)																
29903	ANDOVER	11/05/1974	Active	26	3	0	13.04%	23		1	Y	4		08/2025	90+ Days	
Exc Award (06/30/2018)																
2946	ANNANDALE	11/14/1962	Active	67	1	0	1.52%	65		0	Y		N	12/2025		\$5,000.00
Exc Award (06/30/2018)																
2781	ANOKA	12/03/1951	Active	40	3	3	0.00%	39	12	3	Y	4		11/2024		
Exc Award (06/30/2017, 06/30/2018, 06/30/2019)																
30496	BECKER	04/08/1975	Active	28	1	1	0.00%	27	3	3	Y	4		06/2025	90+ Days	
Exc Award (06/30/2018, 06/30/2022)																
2783	BIG LAKE	11/05/1973	Active	27	4	1	12.50%	27	2	1	Y		R	12/2025		\$100.00
Exc Award (06/30/2022, 06/30/2023)																
142946	Big Lake Lioness	09/23/2020	Active	10	0	0	0.00%	10		5	Y		R	11/2025		
Exc Award (06/30/2023)																
105994	BLAINE CENTRAL	06/23/2009	Active	10	0	0	0.00%	13		7	Y	2	R	05/2025		
Exc Award (06/30/2017, 06/30/2019, 06/30/2022)																
2951	BUFFALO	10/17/1945	Active	20	0	1	-4.76%	22	35	0	Y		N	06/2025		
2787	CAMBRIDGE	02/03/1955	Active	16	2	0	14.29%	13		1	Y	4	R	10/2025		
Exc Award (06/30/2018)																
30253	CEDAR EAST BETHEL	02/24/1975	Active	40	1	0	2.56%	35		3	Y	5	R	11/2025		
29199	CENTERVILLE	04/30/1974	Active	25	0	3	-10.71%	28	3	0	Y	2	N	12/2025		\$510.00
Exc Award (06/30/2018, 06/30/2022, 06/30/2025)																
2788	CHISAGO LAKES	06/03/1952	Active	47	1	2	-2.08%	46	20	2	Y		R	11/2025		\$660.00
Exc Award (06/30/2018, 06/30/2025)																
2789	CIRCLE PINESLEXINGTON	11/17/1955	Active	11	0	4	-26.67%	19	14	3	Y		N	11/2025		



Club Health Assessment for District 5M 7 through December 2025

			Status	Membership						Reports				Finance	LCIF	
Club Number	Club Name	Charter Date	Times in Status Quo in Past 2 Years	Current Member Count **	YTD Members Added	YTD Members Dropped	YTD Net Growth% ***	Member Count 1 Year Ago	Dropped Members Avg.Length of Service	Months Since Membership Update	Current Officers Reported ****	Current President Repeated Term	VP Reported *****	Last Date Reported Service (mm/yyyy)	Account Balance	YTD Donations
Exc Award (06/30/2018)																
2790	CLEAR LAKE	05/14/1973	Active	78	4	7	-3.70%	81	15	0	Y		N	10/2024	90+ Days	\$150.00
36190	CLEARWATER	11/20/1978	Active	36	2	3	-2.70%	39	12	0	Y	3	R	09/2024		
Exc Award (06/30/2017)																
37767	COKATO DASSEL	12/10/1979	Active	45	2	0	4.65%	40		3	Y	2	R	09/2025		\$100.00
Exc Award (06/30/2018, 06/30/2022, 06/30/2025)																
2791	COLUMBIA HEIGHTS	08/17/1955	Active(1)	51	0	1	-1.92%	51	10	2	Y		N	02/2025		
Exc Award (06/30/2022)																
32283	COLUMBUS	05/25/1976	Active	25	0	0	0.00%	27		0	Y		N	09/2025		
Exc Award (06/30/2022)																
2792	COON RAPIDS	02/04/1954	Active	34	3	1	6.25%	39	10	0	Y		N	10/2025		\$1,011.50
Exc Award (06/30/2018, 06/30/2022, 06/30/2023)																
101191	COON RAPIDS NORTH STAR	03/03/2008	Active	24	2	3	-4.00%	25	11	3	Y		N	03/2025	90+ Days	
2954	DELANO	11/04/1965	Active	33	0	0	0.00%	34		9	N	None		02/2025		
2795	ELK RIVER	03/22/1971	Active	30	2	0	7.14%	24		0	Y	3	N	09/2025		
2797	FOREST LAKE	04/14/1960	Active	45	1	0	2.27%	45		0	Y		N	11/2025		
Exc Award (06/30/2017, 06/30/2023)																
2798	FRIDLEY	12/15/1953	Active	54	1	4	-5.26%	54	14	2	Y		N	06/2025	90+ Days	
Exc Award (06/30/2024, 06/30/2025)																
44937	GRANDY	05/20/1985	Active	32	1	5	-11.11%	38	13	0	Y	2	R	03/2025		
2799	HAM LAKE L C	03/14/1966	Active	32	1	1	0.00%	32	4	4	Y		N	06/2025		
Exc Award (06/30/2018, 06/30/2022)																
31238	HANOVER	10/20/1975	Active	20	0	1	-4.76%	21	15	5	Y		N	10/2025		
Exc Award (06/30/2022)																
35681	HOWARD LAKE	05/25/1978	Active	33	2	1	3.13%	34	30	1	Y		N	12/2025		
Exc Award (06/30/2018, 06/30/2019)																
30143	HUGO	01/27/1975	Active	25	0	0	0.00%	24		9	Y		N	06/2025		
Exc Award (06/30/2018)																
28130	ISANTI	03/15/1974	Active	37	8	4	12.12%	33	20	1	Y			11/2025		
Exc Award (06/30/2018)																
2804	LINO LAKES	04/28/1972	Active	16	0	0	0.00%	9		8	Y		N	10/2025		




Club Health Assessment for District 5M 7 through December 2025

			Status	Membership						Reports				Finance	LCIF	
Club Number	Club Name	Charter Date	Times in Status Quo in Past 2 Years	Current Member Count **	YTD Members Added	YTD Members Dropped	YTD Net Growth% ***	Member Count 1 Year Ago	Dropped Members Avg.Length of Service	Months Since Membership Update	Current Officers Reported ****	Current President Repeated Term	VP Reported *****	Last Date Reported Service (mm/yyyy)	Account Balance	YTD Donations
2962	MAPLE LAKE	10/11/1945	Active	49	5	1	8.89%	31	0	2	Y		N	12/2025	90+ Days	
	Exc Award (06/30/2018, 06/30/2024, 06/30/2025)															
30761	MONTICELLO	05/12/1975	Active	81	4	2	2.53%	80	9	2	Y		N	06/2025		\$200.00
	Exc Award (06/30/2016, 06/30/2018)															
39027	MONTROSE	11/07/1980	Active	16	2	0	14.29%	15		3	Y	2	R	12/2025		\$100.00
2809	NORTH BRANCH	06/22/1973	Active	38	3	3	0.00%	41	10	0	Y		N	07/2025		\$2,050.00
	Exc Award (06/30/2018, 06/30/2025)															
103853	NOWTHEN	10/24/2008	Active	12	0	1	-7.69%	14	17	0	N	None		08/2025		\$500.00
	Exc Award (06/30/2022)															
118463	OTSEGO	01/04/2013	Active	34	0	2	-5.56%	37	4	0	Y			06/2025	90+ Days	
2814	RAMSEY	08/31/1972	Active	24	1	0	4.35%	27		4	Y		IP	11/2025		
	Exc Award (06/30/2018)															
2983	ROCKFORD	04/25/1956	Active	53	6	0	12.77%	50		0	Y		N	02/2025		
	Exc Award (06/30/2018, 06/30/2022)															
2816	RUSH CITY	10/05/1971	Active	38	0	0	0.00%	38		4	Y		N	12/2025		\$60.00
	Exc Award (06/30/2018, 06/30/2022)															
34610	SANTIAGO	11/17/1977	Active	33	6	1	17.86%	29	5	0	Y		N	02/2025	90+ Days	
2827	SPRING LAKE PARK	08/28/1956	Active	55	2	3	-1.79%	57	38	1	Y	2	N	11/2025		\$227.69
	Exc Award (06/30/2017, 06/30/2018, 06/30/2022)															
2818	ST FRANCIS	08/07/1968	Active	16	1	2	-5.88%	14	31	0	Y	2	N	11/2025		
	Exc Award (06/30/2017, 06/30/2018, 06/30/2024)															
2986	ST MICHAEL	03/05/1964	Active	52	10	8	4.00%	50	13	0	Y		N	12/2025		\$1,000.00
	Exc Award (06/30/2018)															
33294	STACY	02/09/1977	Active	47	0	0	0.00%	47		8	Y		N	12/2025		
	Exc Award (06/30/2019, 06/30/2022)															
29075	TAYLORS FALLS	04/10/1974	Active	16	0	0	0.00%	16		10	N	3		02/2025		
40733	WAVERLY	01/31/1982	Active	36	0	6	-14.29%	43	9	0	Y	3	R	01/2025		
31241	WYOMING	10/07/1975	Active	5	0	0	0.00%	9		7	Y			11/2024		
	Exc Award (06/30/2017, 06/30/2018)															
151327	Zimmerman Area	06/17/2022	Active	12	0	0	0.00%	12		18	N	None		04/2025		



Club Health Assessment for District 5M 7 through December 2025

<div>International Club of Presidents</div>						Status		Membership					Reports				Finance		LCIF
						Times in Status Quo in Past 2 Years		Current Member Count **	YTD Members Added	YTD Members Dropped	YTD Net Growth***	Member Count 1 Year Ago	Dropped Members Avg.Length of Service	Months Since Membership Update	Current Officers Reported ****	Current President Repeated Term	VP Reported *****	Last Date Reported Service (mm/yyyy)	Account Balance
Club Number	Club Name		Charter Date																
Current Total Clubs Count	YTD New Clubs Count	YTD Cancelled Clubs Count	YTD Net Club Gain	Current Total Members Count	YTD Add	YTD Drop	YTD Net Growth	Member Count 12 Months Ago	Average Member Count Per Club	% of Clubs with less than 20 members	% No Officer Report in 12 Months	% of Clubs with balance 90+ days	Number of Clubs in Status Quo	% Status Quo Clubs in Financial Suspension	Number of Cancelled Clubs	Average Cancelled Club Age	Members Lost Due to Cancellation	% of Clubs Cancelled for Non-Financial Reasons	
52	1	0	1	1,707	104	84	20	1.19%	1,691	33	23%	2%	15%	0	0%	0	0	0	

* - P - Priority Club. Cancellation Reasons: 1-Objectives/conduct, 2-Non-active club, 5-Non-existing club, 6-Disbanding, 7-Merger, 8-Financial Suspension, 9-District/Multiple District Dues.

** Red denotes below 15 active members.

*** Red denotes 20% + loss.

**** Y - all 3 (President, Secretary, Treasurer) club officers reported, N - not all 3 reported.

***** Abbreviation: N-New, IP-Immediate Past, R-Repeat.



Club Health Assessment for District 5M 8 through December 2025

			Status	Membership						Reports				Finance		LCIF
Club Number	Club Name	Charter Date	Times in Status Quo in Past 2 Years	Current Member Count **	YTD Members Added	YTD Members Dropped	YTD Net Growth% ***	Member Count 1 Year Ago	Dropped Members Avg.Length of Service	Months Since Membership Update	Current Officers Reported ****	Current President Repeated Term	VP Reported *****	Last Date Reported Service (mm/yyyy)	Account Balance	YTD Donations
Clubs less than two years old																
182006	Central Minnesota Citizens Police Academy	05/01/2025	Active	18	3	0	20.00%	0		5	Y	2	R	11/2025	90+ Days	
157641	Pine County Northern Lights Lions	04/04/2024	Active	31	2	0	6.90%	29		4	Y		N	11/2025		
182707	Stearns County Heartland Champions	06/13/2025	Active	24	5	1	20.00%	0	0	1	Y	2	N	12/2025		\$50.00
Clubs more than two years old																
3131	ALBANY Exc Award (06/30/2018)	03/07/1950	Active	56	0	3	-5.08%	57	43	0	Y		N	06/2025	90+ Days	
3135	AVON Exc Award (06/30/2018)	04/20/1966	Active	75	0	2	-2.60%	78	43	1	Y		N	12/2025		
140179	Avon Hills Exc Award (06/30/2022)	11/18/2019	Active	22	2	2	0.00%	23	2	2	Y		N	11/2025		\$750.00
3136	BELGRADE Exc Award (06/30/2017, 06/30/2018)	09/21/1960	Active	40	0	1	-2.44%	41	2	1	Y	3	R	10/2025	90+ Days	
46810	BROWERVILLE	01/20/1987	Active	30	2	1	3.45%	30	35	1	Y		N	06/2025		\$10.00
102392	BUCKMAN AREA Exc Award (06/30/2018)	06/11/2008	Active	10	0	0	0.00%	10		2	Y	15	R	10/2025		
3142	COLD SPRING Exc Award (06/30/2017)	05/03/1945	Active	27	2	0	8.00%	25		2	Y			11/2025		\$50.00
62345	COLD SPRING HOME PRIDE Exc Award (06/30/2017, 06/30/2018, 06/30/2023, 06/30/2024, 06/30/2025)	09/13/1999	Active	35	1	4	-7.89%	37	16	1	N			12/2025	90+ Days	\$1,450.00
82969	DUELM AREA Exc Award (06/30/2018, 06/30/2022)	06/30/2004	Active	58	1	4	-4.92%	60	12	3	Y		N	12/2025		\$100.00
2901	EAGLE BEND Exc Award (06/30/2018)	04/17/1973	Active	18	0	0	0.00%	20		6	N	None		11/2025		\$10.00
3145	EDEN VALLEY Exc Award (06/30/2017, 06/30/2018)	10/24/1967	Active	52	5	1	8.33%	42	3	2	Y		N	10/2025		
88584	FARMING Exc Award (06/30/2018, 06/30/2024)	06/09/2005	Active	32	0	0	0.00%	33		5	Y		N	12/2025		\$100.00
42524	FINLAYSON & GIESE L C	04/29/1983	Active	25	1	0	4.17%	23		0	N			12/2025		



Club Health Assessment for District 5M 8 through December 2025

			Status	Membership						Reports				Finance	LCIF	
Club Number	Club Name	Charter Date	Times in Status Quo in Past 2 Years	Current Member Count **	YTD Members Added	YTD Members Dropped	YTD Net Growth% ***	Member Count 1 Year Ago	Dropped Members Avg.Length of Service	Months Since Membership Update	Current Officers Reported ****	Current President Repeated Term	VP Reported *****	Last Date Reported Service (mm/yyyy)	Account Balance	YTD Donations
Exc Award (06/30/2018, 06/30/2019)																
3147	FOLEY	03/11/1958	Active	39	0	3	-7.14%	41	11	4	Y	2	R	11/2025		
Exc Award (06/30/2018, 06/30/2024)																
3148	FREEPORT	04/08/1965	Active	45	0	2	-4.26%	49	23	1	Y		N	11/2025		
Exc Award (06/30/2017, 06/30/2018, 06/30/2019)																
29076	GRASSTON	04/08/1974	Active	16	0	0	0.00%	16		8	Y	2	R	08/2025		
Exc Award (06/30/2018)																
31237	GREENWALD	10/07/1975	Active	28	0	0	0.00%	28		1	Y	2	R	12/2025		\$1,500.00
Exc Award (06/30/2018, 06/30/2023)																
36793	GREY EAGLE-BURTRUM	03/30/1979	Active	29	0	8	-21.62%	39	20	2	Y		N	12/2025		
Exc Award (06/30/2018)																
2854	HINCKLEY	01/24/1972	Active	28	0	0	0.00%	29		7	Y		N	11/2025		
Exc Award (06/30/2018)																
30710	HOLDINGFORD	05/19/1975	Active	27	0	3	-10.00%	31	6	0	Y		N	10/2025		\$1,000.00
Exc Award (06/30/2017)																
2856	ISLE	01/11/1971	Active	51	3	6	-5.56%	50	9	0	Y	3	R	12/2025		
Exc Award (06/30/2019)																
40095	KIMBALL	06/18/1981	Active	50	0	5	-9.09%	47	12	0	Y		N	12/2025		
Exc Award (06/30/2018)																
45064	LAKE HENRY	06/13/1985	Active	21	0	0	0.00%	25		6	Y		N	10/2025		
89654	LE SAUK TOWNSHIP AREA	11/17/2005	Active	24	0	2	-7.69%	28	5	2	Y		N	11/2025		
Exc Award (06/30/2018)																
55966	LINCOLN SCANDIA VALLEY TOWNSHP	07/05/1994	Active	44	2	3	-2.22%	42	5	1	Y		N	11/2025		\$410.00
Exc Award (06/30/2018, 06/30/2019)																
2857	LITTLE FALLS	01/30/1922	Active	36	0	0	0.00%	40		1	Y		N	12/2025		
Exc Award (06/30/2018)																
58677	LITTLE FALLS DANDEE	09/05/1996	Active	25	0	3	-10.71%	28	17	2	Y	2	N	11/2025		
Exc Award (06/30/2018)																
45559	LITTLE FALLS LINDBERGH	12/18/1985	Active	23	0	0	0.00%	23		8	Y	2	R	12/2025		
Exc Award (06/30/2025)																
2919	LONG PRAIRIE	01/11/1954	Active	48	1	0	2.13%	49		5	Y		N	12/2025	90+ Days	\$10.00
Exc Award (06/30/2018)																



Club Health Assessment for District 5M 8 through December 2025

			Status	Membership						Reports				Finance	LCIF	
Club Number	Club Name	Charter Date	Times in Status Quo in Past 2 Years	Current Member Count **	YTD Members Added	YTD Members Dropped	YTD Net Growth% ***	Member Count 1 Year Ago	Dropped Members Avg.Length of Service	Months Since Membership Update	Current Officers Reported ****	Current President Repeated Term	VP Reported *****	Last Date Reported Service (mm/yyyy)	Account Balance	YTD Donations
43327	LUXEMBURG	01/31/1984	Active	32	0	0	0.00%	32		6	Y	2	N	12/2025		
	Exc Award (06/30/2018)															
3157	MELROSE	03/19/1958	Active	37	1	0	2.78%	38		1	Y	2	N	09/2025		
154467	Milaca Area	06/13/2023	Active	25	0	0	0.00%	26		9	Y		N	12/2025		
2860	MORA	06/24/1958	Active	53	0	1	-1.85%	54	12	2	Y		N	11/2025		\$200.00
	Exc Award (06/30/2018, 06/30/2019, 06/30/2024)															
2861	MOTLEY	12/16/1971	Active	20	1	1	0.00%	21	2	2	Y	3	N	11/2025	90+ Days	\$1,010.00
40353	NEW MUNICH	09/28/1981	Active	24	2	0	9.09%	21		2	Y	2	R	12/2025		\$1,500.00
31419	OGILVIE	12/15/1975	Active	21	2	0	10.53%	19		2	Y		N	08/2025	90+ Days	
	Exc Award (06/30/2018)															
34814	ONAMIA	12/27/1977	Active	23	0	0	0.00%	24		6	Y	2	N	10/2025		
	Exc Award (06/30/2018)															
3163	PAYNESVILLE	09/03/1946	Active	57	3	4	-1.72%	58	12	0	Y		N	12/2025		\$200.00
	Exc Award (06/30/2017, 06/30/2022, 06/30/2024)															
2864	PIERZ	05/05/1964	Active	65	1	1	0.00%	68	33	0	Y		R	12/2025		
2865	PINE CITY	01/25/1966	Active	41	1	1	0.00%	39	14	0	Y	2	N	12/2025		
53682	PINE CITY PINE AREA	09/17/1992	Active	37	2	2	0.00%	36	1	1	Y		R	12/2025		
	Exc Award (06/30/2016, 06/30/2017, 06/30/2018)															
2866	PRINCETON	10/23/1952	Active	67	2	0	3.08%	62		2	Y		N	11/2025		\$750.00
	Exc Award (06/30/2016, 06/30/2017, 06/30/2018, 06/30/2023)															
78167	RAMEY MORRILL AREA	01/30/2004	Active	18	0	0	0.00%	18		7	Y	2	R	12/2025		\$250.00
	Exc Award (06/30/2018)															
45482	RANDALL CUSHING AREA L C	11/11/1985	Active	19	0	0	0.00%	19		8	N			02/2025		\$10.00
37768	RICE	12/04/1979	Active	40	0	0	0.00%	41		7	Y	2	R	12/2025		
	Exc Award (06/30/2018)															
3164	RICHMOND	10/07/1964	Active	58	1	0	1.75%	58		0	Y		N	08/2025		
	Exc Award (06/30/2018)															
2868	ROCK CREEK	06/29/1972	Active	58	2	0	3.57%	58		1	Y		N	09/2025		
	Exc Award (06/30/2018)															



Club Health Assessment for District 5M 8 through December 2025

			Status	Membership						Reports				Finance	LCIF	
Club Number	Club Name	Charter Date	Times in Status Quo in Past 2 Years	Current Member Count **	YTD Members Added	YTD Members Dropped	YTD Net Growth% ***	Member Count 1 Year Ago	Dropped Members Avg.Length of Service	Months Since Membership Update	Current Officers Reported ****	Current President Repeated Term	VP Reported *****	Last Date Reported Service (mm/yyyy)	Account Balance	YTD Donations
31650	ROCKVILLE	02/11/1976	Active	40	2	2	0.00%	40	1	1	Y	2		12/2025	90+ Days	\$2,000.00
	Exc Award (06/30/2016)															
36372	ROYALTON	12/28/1978	Active	41	1	1	0.00%	39	27	3	Y		N	11/2025	90+ Days	
3165	SAINT CLOUD	07/18/1927	Active	39	5	2	8.33%	36	39	0	Y			12/2025	90+ Days	
2869	SANDSTONE	11/02/1962	Active	35	1	5	-10.26%	40	5	2	Y		N	12/2025		\$1,000.00
	Exc Award (06/30/2016)															
59993	SANDSTONE QUARRY	10/08/1997	Active	32	1	1	0.00%	33	28	1	Y		IP	12/2025		\$50.00
	Exc Award (06/30/2018)															
3169	SARTELL	10/27/1965	Active	24	0	0	0.00%	23		7	Y			12/2025		
	Exc Award (06/30/2018, 06/30/2024)															
3171	SAUK RAPIDS	09/13/1929	Active	32	2	1	3.23%	32	9	1	Y		N	12/2025		\$235.00
	Exc Award (06/30/2016, 06/30/2017)															
61679	SAUK RAPIDS RIVERSIDE	03/26/1999	Active	50	1	25	-32.43%	75	6	0	Y			12/2025		\$500.00
	Exc Award (06/30/2018, 06/30/2022, 06/30/2023)															
121348	Sauk Rapids Tinville	02/17/2014	Active	51	0	0	0.00%	51		15	N	None		09/2024		
	Exc Award (06/30/2018)															
46611	SOBIESKI	10/28/1986	Active	59	0	4	-6.35%	64	9	1	Y		N	09/2025		
43204	ST AUGUSTA	12/05/1983	Active	43	0	0	0.00%	46		6	Y	2		11/2025		
3166	ST CLOUD METRO	09/17/1973	Active	44	2	1	2.33%	43	11	2	Y		N	09/2025		
	Exc Award (06/30/2017, 06/30/2018)															
3167	ST JOSEPH	02/25/1964	Active	54	5	3	3.85%	50	16	0	Y		N	12/2025		\$2,000.00
	Exc Award (06/30/2018)															
62793	ST JOSEPH Y2K	02/21/2000	Active	32	2	5	-8.57%	34	16	2	Y		N	11/2025		
	Exc Award (06/30/2016, 06/30/2018, 06/30/2024)															
41820	ST MARTIN	09/20/1982	Active	32	1	0	3.23%	30		2	Y		N	12/2025		
	Exc Award (06/30/2017, 06/30/2018, 06/30/2023)															
40990	ST ROSA	03/08/1982	Active	27	0	0	0.00%	28		4	Y		N	12/2025		
	Exc Award (06/30/2018)															
3168	ST STEPHEN	06/30/1972	Active	32	1	0	3.23%	32		4	Y	2	N	04/2025		\$50.00
	Exc Award (06/30/2018)															



* - P - Priority Club. Cancellation Reasons: 1-Objectives/conduct, 2-Non-active club, 5-Non-existing club, 6-Disbanding, 7-Merger, 8-Financial Suspension, 9-District/Multiple District Dues.
 ** Red denotes below 15 active members.
 *** Red denotes 20% + loss.
 **** Y - all 3 (President, Secretary, Treasurer) club officers reported, N - not all 3 reported.
 ***** Abbreviation: N-New, IP-Immediate Past, R-Repeat.



Club Health Assessment for District 5M 9 through December 2025

			Status	Membership						Reports				Finance	LCIF	
Club Number	Club Name	Charter Date	Times in Status Quo in Past 2 Years	Current Member Count **	YTD Members Added	YTD Members Dropped	YTD Net Growth***	Member Count 1 Year Ago	Dropped Members Avg.Length of Service	Months Since Membership Update	Current Officers Reported ****	Current President Repeated Term	VP Reported *****	Last Date Reported Service (mm/yyyy)	Account Balance	YTD Donations
Clubs less than two years old																
157313	Brainerd Lakes Area Lions Breakfast Club	03/27/2024	Active	22	0	0	0.00%	36		6	N	4		09/2025		
179765	Crow Wing-Cass County Veterans-Law Enforcement	03/31/2025	Active	23	0	1	-4.17%	0	1	3	Y		N	07/2025		
185786	Deerwood Crosby Area	07/10/2025	Active	23	23	0	100.00%	0		0	Y			10/2025		
189999	Lake Park Audubon	11/11/2025	Newly Chartered	21	21	0	100.00%	0		0	Y		N			
182548	Nisswa PTO Pride	06/13/2025	Active	16	0	0	0.00%	0		2	Y	2	N	06/2025		
178050	Sylvan Township Jacobs Crew	09/03/2024	Active	46	0	4	-8.00%	50	1	0	Y	2	R	09/2025		
Clubs more than two years old																
2833	AITKIN	05/05/1926	Active	48	0	0	0.00%	54		0	Y			12/2025		\$1,020.00
Exc Award (06/30/2022)																
30324	AKELEY	03/06/1975	Active	15	2	2	0.00%	13	10	0	Y	4	N	07/2025		\$25.00
45763	ALDRICH	02/24/1986	Active	10	2	1	11.11%	9	7	0	Y	2		12/2025		
46502	BACKUS	08/04/1986	Active	17	3	4	-5.56%	18	18	0	Y	2		12/2025		\$465.00
Exc Award (06/30/2021, 06/30/2022)																
2892	BATTLE LAKE	08/09/1956	Active	58	7	2	9.43%	52	20	2	Y		N	11/2025		\$446.50
34082	BAXTER	06/20/1977	Active	19	1	1	0.00%	21	41	1	Y		N	10/2025		\$3,000.00
Exc Award (06/30/2017)																
29783	BLUFFTON	09/30/1974	Active	29	0	2	-6.45%	33	36	0	Y		N	12/2025		\$1,710.00
Exc Award (06/30/2022)																
2839	BRAINERD	11/26/1921	Active	26	0	0	0.00%	29		0	Y	3	R	12/2025		\$500.00
32708	CALLAWAY	09/29/1976	Active	17	0	0	0.00%	17		7	N	3		09/2025		
31416	CAMPBELL	12/22/1975	Active	0	0	13	-100.00%	13	17	0	N	5		11/2025		
2895	CASS LAKE	10/27/1947	Active	16	3	2	6.67%	15	27	0	Y	5		09/2025		\$10.00
44510	CORMORANT	01/04/1985	Active	63	3	4	-1.56%	61	3	2	Y		N	10/2025		\$1,000.00
Exc Award (06/30/2023)																
41869	CROSSLAKE IDEAL	10/26/1982	Active	52	3	6	-5.45%	59	5	0	Y			07/2025		\$1,000.00
Exc Award (06/30/2021)																
2843	CUYUNA RANGE	12/29/1937	Active	39	0	0	0.00%	46		3	Y	2		10/2025		\$450.00



Club Health Assessment for District 5M 9 through December 2025

			Status	Membership						Reports				Finance		LCIF
Club Number	Club Name	Charter Date	Times in Status Quo in Past 2 Years	Current Member Count **	YTD Members Added	YTD Members Dropped	YTD Net Growth% ***	Member Count 1 Year Ago	Dropped Members Avg.Length of Service	Months Since Membership Update	Current Officers Reported ****	Current President Repeated Term	VP Reported *****	Last Date Reported Service (mm/yyyy)	Account Balance	YTD Donations
Exc Award (06/30/2017, 06/30/2018)																
2897	DALTON	11/15/1973	Active	13	2	0	18.18%	11		3	Y	15		09/2025		
2898	DEER CREEK	05/07/1973	Active	25	1	5	-13.79%	30	15	0	Y			08/2025		
2899	DETROIT LAKES	04/25/1957	Active	25	4	1	13.64%	17	21	1	Y		N	09/2025		
128065	Dunn Township Dunvilla	06/23/2016	Active	14	0	1	-6.67%	17	9	0	Y	3	R	08/2025		
150512	East Gull Lake Camp Confidence	04/26/2022	Active	42	3	5	-4.55%	43	7	0	Y	2		12/2025		
Exc Award (06/30/2023, 06/30/2024)																
45560	ELIZABETH	12/18/1985	Active	23	1	0	4.55%	25		2	Y		N	09/2025		\$425.00
Exc Award (06/30/2017, 06/30/2019)																
40734	EMILY OUTING 50 LK AREA	01/18/1982	Active	48	5	1	9.09%	42	2	0	Y	2	R	12/2025		\$760.00
Exc Award (06/30/2021, 06/30/2022, 06/30/2023, 06/30/2024)																
144647	Erie Township Four Corners	12/29/2020	Active	18	0	0	0.00%	20		7	Y	3	N	10/2025		
2907	FRAZEE	10/15/1973	Active	28	1	3	-6.67%	30	6	1	Y		N	11/2025		
40491	GARRISON BAY LAKE AREA	11/24/1981	Active	28	4	3	3.70%	27	11	0	Y			09/2025		\$1,850.00
Exc Award (06/30/2019)																
36038	GATEWAY L C	09/21/1978	Active	34	3	4	-2.86%	39	2	0	Y	2	R	12/2025		\$600.00
29991	HACKENSACK	12/13/1974	Active	36	1	0	2.86%	41		5	Y	4		10/2025		\$550.00
Exc Award (06/30/2021)																
2913	HENNING	03/06/1972	Active	27	0	0	0.00%	27		0	Y	3	N	11/2025		\$510.00
35143	HEWITT	03/31/1978	Active	15	0	3	-16.67%	18	4	0	Y		N	11/2025		\$100.00
Exc Award (06/30/2022)																
32907	HILL CITY	11/04/1976	Active	43	10	4	16.22%	40	4	0	Y			11/2025		\$200.00
Exc Award (06/30/2017)																
142427	Jenkins Area	08/06/2020	Active	8	0	0	0.00%	8		2	Y		IP	08/2025		
35993	LAPORTE BENEDICT L C	08/28/1978	Active	21	3	5	-8.70%	23	4	0	Y	10	R	08/2025		
61090	LEADER	08/20/1998	Active	9	0	1	-10.00%	10	18	2	Y	3	R	12/2025		\$250.00
32710	LONGVILLE	09/27/1976	Active	26	1	3	-7.14%	28	6	0	Y	2	R	12/2025		
Exc Award (06/30/2017, 06/30/2019, 06/30/2021)																
126602	Malmö Area	02/12/2016	Active(1)	11	0	0	0.00%	14		5	N	2		09/2025		
Exc Award (06/30/2018, 06/30/2022)																



Club Health Assessment for District 5M 9 through December 2025

			Status	Membership						Reports				Finance		LCIF
Club Number	Club Name	Charter Date	Times in Status Quo in Past 2 Years	Current Member Count **	YTD Members Added	YTD Members Dropped	YTD Net Growth% ***	Member Count 1 Year Ago	Dropped Members Avg.Length of Service	Months Since Membership Update	Current Officers Reported ****	Current President Repeated Term	VP Reported *****	Last Date Reported Service (mm/yyyy)	Account Balance	YTD Donations
2858	MC GREGOR	11/09/1965	Active	86	6	1	6.17%	67	4	2	Y	4	R	09/2025		\$11,150.00
	Exc Award (06/30/2025)															
45649	MERRIFIELD	01/31/1986	Active	19	0	0	0.00%	19		16	Y	5		10/2025		
66556	NEVIS	08/23/2002	Active	21	0	0	0.00%	23		6	Y	2	N	12/2025		\$100.00
	Exc Award (06/30/2017, 06/30/2019, 06/30/2022)															
2924	NEW YORK MILLS	11/22/1968	Active	99	6	0	6.45%	98		2	Y		N	12/2025		\$3,080.00
2863	NISSWA	12/26/1972	Active	79	3	0	3.95%	86		0	Y		N	12/2025		\$11,551.00
	Exc Award (06/30/2017, 06/30/2022)															
2931	NORTHLAND L C	12/04/1973	Active	34	0	0	0.00%	34		7	Y	7	R	11/2025		\$100.00
	Exc Award (06/30/2022)															
43135	OSAGE	11/21/1983	Active	34	4	1	9.68%	32	14	0	Y		N	10/2025		\$1,000.00
32193	OTTERTAIL	05/05/1976	Active	53	0	0	0.00%	56		5	Y	2	R	12/2025		
	Exc Award (06/30/2018, 06/30/2022, 06/30/2024)															
49341	PALISADE AREA LIONS	03/27/1989	Active	26	3	0	13.04%	23		0	Y		N	12/2025		\$1,481.00
2927	PARK RAPIDS	04/09/1954	Active	33	1	2	-2.94%	35	5	1	Y		N	10/2025		\$95.00
	Exc Award (06/30/2022, 06/30/2024)															
2928	PARKERS PRAIRIE	12/09/1963	Active	49	0	0	0.00%	45		3	Y			07/2025		\$220.00
98529	PARKERS PRAIRIE PRIDE	02/09/2007	Active	21	0	0	0.00%	19		0	Y	2	N	12/2025		\$40.00
	Exc Award (06/30/2022)															
153899	Pelican Rapids Area	06/14/2023	Active	9	0	0	0.00%	9		8	Y			10/2025		
96830	PEQUOT LAKES BREEZY POINT	04/03/2006	Active	13	1	1	0.00%	10	7	0	Y	3	R	12/2025		
2929	PERHAM	04/14/1972	Active	11	0	0	0.00%	11		17	Y	4		09/2025		
148870	Perham Area Community	11/04/2021	Active	7	0	0	0.00%	11		6	Y	5	R	10/2025		
44414	PILLAGER & AREA	12/11/1984	Active	47	2	0	4.44%	47		0	Y	3	R	12/2025		\$220.00
	Exc Award (06/30/2017, 06/30/2022, 06/30/2023)															
36192	PINE RIVER	11/17/1978	Active	23	0	0	0.00%	23		7	Y	3	R	12/2025		\$100.00
41821	RIVERSIDE FERGUS FALLS	09/13/1982	Active	14	1	3	-12.50%	13	5	0	Y	2	N	12/2025		\$145.00
	Exc Award (06/30/2017)															
125181	Rothsay	06/18/2015	Active	12	1	0	9.09%	10		0	Y	2	R	11/2025		\$595.50



Club Health Assessment for District 5M 9 through December 2025

			Status			Membership					Reports				Finance		LCIF	
Club Number	Club Name	Charter Date	Times in Status Quo in Past 2 Years	Current Member Count **	YTD Members Added	YTD Members Dropped	YTD Net Growth% ***	Member Count 1 Year Ago	Dropped Members Avg.Length of Service	Months Since Membership Update	Current Officers Reported ****	Current President Repeated Term	VP Reported *****	Last Date Reported Service (mm/yyyy)	Account Balance	YTD Donations		
Exc Award (06/30/2023, 06/30/2024)																		
2935	SEBEKA	04/22/1969	Active	13	1	0	8.33%	11		5	Y	6	R	10/2025		\$100.00		
34731	UNDERWOOD	12/15/1977	Active	43	0	4	-8.51%	47	7	1	Y		N	12/2025		\$1,000.00		
Exc Award (06/30/2024)																		
34612	URBANK	11/17/1977	Active	16	1	3	-11.11%	16	1	0	Y	4		10/2025		\$1,000.00		
2941	VERGAS	02/19/1968	Active	59	1	4	-4.84%	62	13	0	Y		N	12/2025		\$1,850.00		
Exc Award (06/30/2017, 06/30/2019, 06/30/2021, 06/30/2023, 06/30/2025)																		
2942	VERNDALE	02/21/1968	Active	35	1	0	2.94%	34		3	Y		N	12/2025		\$1,400.00		
Exc Award (06/30/2016, 06/30/2022, 06/30/2024)																		
2943	WADENA	01/23/1922	Active	47	1	1	0.00%	51	10	0	Y		N	12/2025		\$250.00		
Exc Award (06/30/2022)																		
38018	WALKER	02/01/1980	Active	21	0	7	-25.00%	24	9	0	Y	9	R	12/2025		\$600.00		
Current Total Clubs Count	YTD New Clubs Count	YTD Cancelled Clubs Count	YTD Net Club Gain	Current Total Members Count	YTD Add	YTD Drop	YTD Net Growth %	Member Count 12 Months Ago	Average Member Count Per Club	% of Clubs with less than 20 members	% No Officer Report in 12 Months	% of Clubs with balance 90+ days	Number of Clubs in Status Quo	% Status Quo Clubs in Financial Suspension	Number of Cancelled Clubs	Average Cancelled Club Age	Members Lost Due to Cancellation	% of Clubs Cancelled for Non-Financial Reasons
67	2	0	2	1,978	140	108	32	1,952	30	36%	0%	0%	0	0%	0	0	0	0%

* - P - Priority Club. Cancellation Reasons: 1-Objectives/conduct, 2-Non-active club, 5-Non-existing club, 6-Disbanding, 7-Merger, 8-Financial Suspension, 9-District/Multiple District Dues.

** Red denotes below 15 active members.

*** Red denotes 20% + loss.

**** Y - all 3 (President, Secretary, Treasurer) club officers reported, N - not all 3 reported.

***** Abbreviation: N-New, IP-Immediate Past, R-Repeat.




Club Health Assessment for District 5M 10 through December 2025

			Status	Membership						Reports				Finance	LCIF	
Club Number	Club Name	Charter Date	Times in Status Quo in Past 2 Years	Current Member Count **	YTD Members Added	YTD Members Dropped	YTD Net Growth% ***	Member Count 1 Year Ago	Dropped Members Avg.Length of Service	Months Since Membership Update	Current Officers Reported ****	Current President Repeated Term	VP Reported *****	Last Date Reported Service (mm/yyyy)	Account Balance	YTD Donations
Clubs more than two years old																
2835	BABBITT	03/21/1973	Active	26	1	0	4.00%	25		2	Y	2	R	08/2025		\$35.00
	Exc Award (06/30/2016, 06/30/2019, 06/30/2022)															
2890	BEMIDJI	03/31/1939	Active	83	4	4	0.00%	82	10	1	Y		N	12/2025	90+ Days	\$740.00
	Exc Award (06/30/2016, 06/30/2017, 06/30/2018)															
62135	BEMIDJI FIRST CITY	06/21/1999	Active	21	0	0	0.00%	22		2	Y		N	01/2025		
	Exc Award (06/30/2017, 06/30/2020)															
45650	BIG FALLS	01/13/1986	Active	27	0	0	0.00%	25		0	Y	15		12/2025		
	Exc Award (06/30/2018)															
2837	BIGFORK	02/18/1957	Active(1)	9	0	0	0.00%	10		11	N	None		11/2025		
41302	BLACKDUCK	05/12/1982	Active	4	3	1	100.00%	6	0	0	N	10		01/2025		
2840	CARLTON AREA	05/05/1972	Active	39	3	0	8.33%	33		0	Y	2	R	12/2025		\$170.00
	Exc Award (06/30/2018, 06/30/2019, 06/30/2020, 06/30/2023, 06/30/2024)															
130754	Chisholm	04/27/2017	Active	11	1	2	-8.33%	7	8	2	Y	5		11/2025		
2842	COOK	09/28/1973	Active	95	9	4	5.56%	75	1	0	Y	6	N	06/2025		\$800.00
	Exc Award (06/30/2016, 06/30/2017, 06/30/2023, 06/30/2025)															
2844	DEER RIVER	08/26/1946	Active	44	1	1	0.00%	43	7	0	Y		N	12/2025		
	Exc Award (06/30/2017, 06/30/2018, 06/30/2020)															
2845	DULUTH	09/21/1945	Active	71	2	7	-6.58%	76	20	0	Y		N	12/2025		\$375.00
	Exc Award (06/30/2017, 06/30/2019, 06/30/2020, 06/30/2021, 06/30/2024)															
126518	Duluth Campus Lions at University of Minnesota	01/18/2016	Active	4	0	6	-60.00%	7	1	0	Y	2	R	12/2025	90+ Days	
	Exc Award (06/30/2022)															
2850	GRAND MARAIS	05/08/1951	Active	23	0	0	0.00%	30		6	N	None		01/2025		
	Exc Award (06/30/2016, 06/30/2020)															
2851	GRAND RAPIDS CAP BAKER	12/13/1921	Active	76	0	4	-5.00%	80	10	4	Y	2	R	12/2025		
	Exc Award (06/30/2016, 06/30/2017, 06/30/2018, 06/30/2019, 06/30/2020)															
35142	GRAND RAPIDS STAR OF THE NORTH	03/17/1978	Active	48	0	0	0.00%	46		7	Y	2	R	01/2025		



Club Health Assessment for District 5M 10 through December 2025

			Status	Membership						Reports				Finance	LCIF	
Club Number	Club Name	Charter Date	Times in Status Quo in Past 2 Years	Current Member Count **	YTD Members Added	YTD Members Dropped	YTD Net Growth% ***	Member Count 1 Year Ago	Dropped Members Avg.Length of Service	Months Since Membership Update	Current Officers Reported ****	Current President Repeated Term	VP Reported *****	Last Date Reported Service (mm/yyyy)	Account Balance	YTD Donations
Exc Award (06/30/2018, 06/30/2022)			Active	37	1	0	2.78%	36		3	Y	19	R	01/2025		\$1,000.00
2838	GREENWAY L C	04/27/1939														
Exc Award (06/30/2017, 06/30/2018, 06/30/2020, 06/30/2022, 06/30/2023, 06/30/2024)			Active(2)	3	0	0	0.00%	1		10	N	2		06/2025		
2852	HIBBING	10/06/1947														
Exc Award (06/30/2017)			Active	16	2	1	6.67%	13	47	1	Y	6		11/2025		\$150.00
36293	ORR	12/11/1978														
Exc Award (06/30/2017, 06/30/2018, 06/30/2019)			Active(2)	6	0	0	0.00%	6		16	Y	7		08/2024		
2867	PROCTOR	06/23/1972														
Exc Award (06/30/2019, 06/30/2021)			Active	35	3	4	-2.78%	33	5	0	Y	2	N	11/2025		\$65.00
2847	Quad Cities	11/03/1921														
Exc Award (06/30/2018, 06/30/2020)			Active	17	0	1	-5.56%	16	8	3	Y	6	N	01/2025		
28121	TWO HARBORS	02/07/1974														
Exc Award (06/30/2017, 06/30/2018)																

Clubs Cancelled Previous Fiscal Year – Clubs Cancelled within last 12 months may be reinstated

Club Number	Club Name	Charter Date	Current Status*	Cancellation Date
2855	INTERNATIONAL FALLS	06/08/1954	Cancelled(8*)	12/30/2024
2873	VIRGINIA	10/01/1947	Cancelled(7*)	12/30/2024

Current Total Clubs Count	YTD New Clubs Count	YTD Cancelled Clubs Count	YTD Net Club Gain	Current Total Members Count	YTD Add	YTD Drop	YTD Net Growth	YTD Net Growth %	Member Count 12 Months Ago	Average Member Count Per Club	% of Clubs with less than 20 members	% No Officer Report in 12 Months	% of Clubs with balance 90+ days	Number of Clubs in Status Quo	% Status Quo Clubs in Financial Suspension	Number of Cancelled Clubs	Average Cancelled Club Age	Members Lost Due to Cancellation	% of Clubs Cancelled for Non-Financial Reasons
21	0	0	0	695	30	35	-5	-0.71%	672	33	38%	10%	10%	0	0%	0	0	0	0%

* - P - Priority Club. Cancellation Reasons: 1-Objectives/conduct, 2-Non-active club, 5-Non-existing club, 6-Disbanding, 7-Merger, 8-Financial Suspension, 9-District/Multiple District Dues.

** Red denotes below 15 active members.

*** Red denotes 20% + loss.

**** Y - all 3 (President, Secretary, Treasurer) club officers reported, N - not all 3 reported.

***** Abbreviation: N-New, IP-Immediate Past, R-Repeat.




Club Health Assessment for District 5M 11 through December 2025

			Status	Membership						Reports				Finance	LCIF	
Club Number	Club Name	Charter Date	Times in Status Quo in Past 2 Years	Current Member Count **	YTD Members Added	YTD Members Dropped	YTD Net Growth% ***	Member Count 1 Year Ago	Dropped Members Avg.Length of Service	Months Since Membership Update	Current Officers Reported ****	Current President Repeated Term	VP Reported *****	Last Date Reported Service (mm/yyyy)	Account Balance	YTD Donations
Clubs more than two years old																
2886	ADA	02/14/1952	Active	20	0	0	0.00%	21		6	Y		N	06/2025		
30091	ALVARADO	01/10/1975	Active	18	0	0	0.00%	21		11	Y	3	R	01/2025		
2887	ARGYLE	02/06/1952	Active(1)	62	0	10	-13.89%	72	33	4	Y		N	08/2025		
2888	BAGLEY	01/28/1974	Active	14	0	1	-6.67%	13	1	0	Y	2	R	12/2025		
2889	BARNESVILLE	02/28/1952	Active	42	2	3	-2.33%	40	16	1	Y	2		11/2025		\$2,000.00
62564	BARNESVILLE THURSDAY NITE	12/20/1999	Active	12	0	1	-7.69%	18	26	4	Y		R	06/2025		
2896	CROOKSTON	09/14/1938	Active	38	1	4	-7.32%	42	13	0	Y		N	11/2025	90+ Days	
2900	DILWORTH	10/22/1962	Active	46	0	4	-8.00%	49	12	0	Y	2	N	12/2025	90+ Days	\$960.00
Exc Award (06/30/2017, 06/30/2021)																
82709	DILWORTH LOCO	06/22/2004	Active	17	1	0	6.25%	16		2	Y		N	12/2025		\$100.00
2906	FERTILE	11/28/1956	Active	14	0	0	0.00%	14		7	Y	2	R	12/2025		
Exc Award (06/30/2016, 06/30/2017)																
42748	FLOM & AREA L C	06/30/1983	Active	17	0	0	0.00%	17		6	Y		N	02/2025		
33200	FOSSTON-LENGBY	01/24/1977	Active	33	0	0	0.00%	31		6	Y	2	R	02/2025		
Exc Award (06/30/2017, 06/30/2018)																
39265	GARY	01/13/1981	Active	15	0	0	0.00%	15		6	Y	2		06/2022		
2908	GLYNDON	02/14/1966	Active	8	0	0	0.00%	9		4	Y		R	06/2025		
Exc Award (06/30/2016, 06/30/2018)																
31236	GONVICK	10/07/1975	Active(4)	32	0	0	0.00%	32		3	N	7		12/2024		
2909	GOODRIDGE	11/01/1961	Active(1)	29	0	3	-9.38%	35	26	2	Y	5	R	11/2025		
62113	GOODRIDGE LION TAMERS	06/16/1999	Active	24	0	0	0.00%	21		8	Y		N	10/2025		
44511	GREENBUSH-BADGER	01/17/1985	Active	26	0	2	-7.14%	31	16	0	Y		N	11/2025		
2910	GRYGLA	01/20/1971	Active	67	0	0	0.00%	74		6	N			12/2025		
2912	HALSTAD	04/18/1972	Active	13	0	0	0.00%	10		8	Y		N	02/2025		
29831	HAWLEY	10/17/1974	Active	48	0	0	0.00%	41		6	Y	2		02/2025		\$500.00
30325	HITTERDAL	03/11/1975	Active	18	0	0	0.00%	18		7	Y		N	11/2025		
Exc Award (06/30/2017)																
2914	KARLSTAD	09/28/1951	Active	20	0	7	-25.93%	27	14	0	Y	3	R	12/2025		



Club Health Assessment for District 5M 11 through December 2025

			Status	Membership						Reports				Finance		LCIF		
Club Number	Club Name	Charter Date	Times in Status Quo in Past 2 Years	Current Member Count **	YTD Members Added	YTD Members Dropped	YTD Net Growth% ***	Member Count 1 Year Ago	Dropped Members Avg.Length of Service	Months Since Membership Update	Current Officers Reported ****	Current President Repeated Term	VP Reported *****	Last Date Reported Service (mm/yyyy)	Account Balance	YTD Donations		
Exc Award (06/30/2023)																		
2916	LAKE BRONSON	04/28/1960	Active	11	0	0	0.00%	10		6	Y	10	N	09/2024	90+ Days			
2918	LANCASTER	01/08/1961	Active	39	0	0	0.00%	36		3	Y	3	R	12/2025				
137920	Mahnomen-Waubun Area	05/15/2019	Active	17	2	0	13.33%	17		4	Y	2		11/2025				
99769	MOORHEAD	06/29/2007	Active	18	0	0	0.00%	19		6	Y	4	R	01/2025				
2923	MOORHEAD MIDDAY CENTRAL	12/10/1958	Active	13	0	1	-7.14%	14	14	1	Y	2		06/2025				
34611	NEWFOLDEN	11/29/1977	Active	21	0	1	-4.55%	22	4	5	Y	2		12/2025				
29905	OSLO	11/05/1974	Active	24	0	0	0.00%	22		9	Y	7	R	11/2024				
31239	PLUMMER	10/10/1975	Active	32	0	0	0.00%	31		9	Y	5	R	12/2018				
62114	PLUMMER LIONS TOO	06/17/1999	Active	26	0	1	-3.70%	23	30	3	Y			03/2025				
31185	RED LAKE FALLS	09/22/1975	Active	40	0	0	0.00%	44		6	Y		N	09/2025			90+ Days	\$1,000.00
Exc Award (06/30/2021, 06/30/2022)																		
2932	ROSEAU	06/06/1951	Active	12	0	1	-7.69%	15	9	1	Y	6	N	01/2025	\$10.00			
2934	SABIN	11/15/1973	Active	12	1	0	9.09%	10		0	Y	2	R	12/2025				
Exc Award (06/30/2017)																		
40735	ST HILAIRE	01/28/1982	Active	25	0	0	0.00%	26		8	Y		N	05/2025				
Exc Award (06/30/2022)																		
2937	STEPHEN	10/27/1959	Active	37	0	1	-2.63%	40	48	1	Y	6		02/2025				
2938	THIEF RIVER FALLS	10/08/1938	Active	26	0	2	-7.14%	32	18	0	Y	3	N	02/2025				
144837	Thief River Falls Lioness	02/01/2021	Active	20	0	0	0.00%	18		6	Y	3	R	12/2025				
2939	TWIN VALLEY	12/03/1958	Active	11	0	0	0.00%	11		16	N	9		03/2022				
2940	ULEN	12/07/1972	Active	17	0	2	-10.53%	18	13	5	Y		N	12/2025				
44415	WANNASKA	12/06/1984	Active	32	0	2	-5.88%	33	3	3	Y	2	R	12/2025				
2944	WARREN	11/10/1958	Active	29	0	0	0.00%	31		7	N	None		01/2025				
2945	WARROAD	05/05/1960	Active	34	0	0	0.00%	34		25	Y		R	05/2025				
29906	WINGER	11/05/1974	Active	40	0	0	0.00%	40		6	Y		N	06/2025				



Club Health Assessment for District 5M 11 through December 2025

						Status		Membership					Reports				Finance		LCIF
						Times in Status Quo in Past 2 Years		Current Member Count **	YTD Members Added	YTD Members Dropped	YTD Net Growth***	Member Count 1 Year Ago	Dropped Members Avg.Length of Service	Months Since Membership Update	Current Officers Reported ****	Current President Repeated Term	VP Reported *****	Last Date Reported Service (mm/yyyy)	Account Balance
Club Number	Club Name		Charter Date																
Current Total Clubs Count	YTD New Clubs Count	YTD Cancelled Clubs Count	YTD Net Club Gain	Current Total Members Count	YTD Add	YTD Drop	YTD Net Growth	Member Count 12 Months Ago	Average Member Count Per Club	% of Clubs with less than 20 members	% No Officer Report in 12 Months	% of Clubs with balance 90+ days	Number of Clubs in Status Quo	% Status Quo Clubs in Financial Suspension	Number of Cancelled Clubs	Average Cancelled Club Age	Members Lost Due to Cancellation	% of Clubs Cancelled for Non-Financial Reasons	
45	0	0	0	1,169	7	46	-39	-3.23%	1,213	26	40%	2%	9%	0	0%	0	0	0	0%

* - P - Priority Club. Cancellation Reasons: 1-Objectives/conduct, 2-Non-active club, 5-Non-existing club, 6-Disbanding, 7-Merger, 8-Financial Suspension, 9-District/Multiple District Dues.

** Red denotes below 15 active members.

*** Red denotes 20% + loss.

**** Y - all 3 (President, Secretary, Treasurer) club officers reported, N - not all 3 reported.

***** Abbreviation: N-New, IP-Immediate Past, R-Repeat.



Club Health Assessment for District 5 NE through December 2025

			Status	Membership						Reports				Finance		LCIF
Club Number	Club Name	Charter Date	Times in Status Quo in Past 2 Years	Current Member Count **	YTD Members Added	YTD Members Dropped	YTD Net Growth% ***	Member Count 1 Year Ago	Dropped Members Avg.Length of Service	Months Since Membership Update	Current Officers Reported ****	Current President Repeated Term	VP Reported *****	Last Date Reported Service (mm/yyyy)	Account Balance	YTD Donations
Clubs less than two years old																
180768	Lisbon Area	03/10/2025	Active	20	1	1	0.00%	0	1	0	Y		IP	04/2025		
Clubs more than two years old																
3180	ASHLEY	03/02/1938	Active	30	3	2	3.45%	29	7	0	Y		N	08/2024		
33638	BOWDON	04/06/1977	Active	15	0	0	0.00%	16		6	Y	3		03/2025		
3218	BRADDOCK	03/10/1970	Active	8	1	0	14.29%	7		6	Y	2	R	07/2025	90+ Days	
43069	CARRINGTON	10/25/1983	Active	43	4	6	-4.44%	46	9	0	Y	2	N	09/2024		\$1,530.00
Exc Award (06/30/2023)																
105944	CASSELTON	06/23/2009	Active	10	0	0	0.00%	10		6	Y	4		04/2025		
28131	CHAFFEE	03/18/1974	Active	28	0	0	0.00%	27		6	Y	2		02/2025		\$1,000.00
111473	DAKOTA NATIONAL FORENSIC LEAGUE	06/24/2011	Active	22	0	1	-4.35%	25	14	0	Y		R	06/2025		
37660	DAVENPORT	11/29/1979	Active	11	0	0	0.00%	7		2	Y	3	R	05/2025		
3181	DEVILS LAKE	08/19/1965	Active	9	0	2	-18.18%	10	19	0	Y	7		07/2025		
3182	EDGELEY	03/09/1925	Active	19	0	1	-5.00%	19	0	4	Y		N	04/2025		
111058	ELLENDALE	05/12/2011	Active	10	0	0	0.00%	12		6	Y	3	R	04/2025		
3184	EMERADO ARVILLA	05/01/1969	Active	29	0	0	0.00%	25		7	Y	2	R	02/2025		
33009	ENDERLIN	11/30/1976	Active	40	0	0	0.00%	36		2	Y		N	04/2025		\$256.88
3185	FARGO	05/07/1921	Active	46	2	0	4.55%	44		0	Y		N	12/2025		\$3,000.00
3186	FARGO GATEWAY	01/06/1961	Active	60	5	5	0.00%	57	15	2	Y		N	11/2025		\$3,150.00
Exc Award (06/30/2017, 06/30/2018, 06/30/2019, 06/30/2020, 06/30/2021, 06/30/2025)																
142355	Fargo Roamer 4 Wheel Drive	08/14/2020	Active	28	1	2	-3.45%	32	4	0	Y	6	R	09/2025	90+ Days	
3190	GRAND FORKS	02/03/1922	Active	31	1	2	-3.13%	29	3	3	Y		N	10/2025		
Exc Award (06/30/2023, 06/30/2024, 06/30/2025)																
42048	GRAND FORKS RED RIVER	12/13/1982	Active	22	1	0	4.76%	20		2	Y		N	09/2025		
3191	GRAND FORKS SOUTH FORKS	06/23/1964	Active	56	4	6	-3.45%	58	18	0	Y		N	12/2025		\$4,000.00
Exc Award (06/30/2024)																



Club Health Assessment for District 5 NE through December 2025

			Status	Membership						Reports				Finance	LCIF	
Club Number	Club Name	Charter Date	Times in Status Quo in Past 2 Years	Current Member Count **	YTD Members Added	YTD Members Dropped	YTD Net Growth% ***	Member Count 1 Year Ago	Dropped Members Avg.Length of Service	Months Since Membership Update	Current Officers Reported ****	Current President Repeated Term	VP Reported *****	Last Date Reported Service (mm/yyyy)	Account Balance	YTD Donations
43851	HARVEY	05/07/1984	Active	31	0	0	0.00%	31		0	Y	2	N	10/2025		
3229	HAZELTON	05/15/1962	Active	17	0	0	0.00%	18		6	Y	3		12/2024		
34436	HORACE	09/30/1977	Active	57	3	7	-6.56%	62	22	0	Y		N	11/2025		\$5,000.00
3192	JAMESTOWN	05/22/1929	Active	26	0	0	0.00%	26		2	Y	2	N	06/2025		\$500.00
34935	JUD	01/10/1978	Active	10	0	3	-23.08%	17	34	0	Y			04/2025		
3194	KULM	03/17/1942	Active	27	0	0	0.00%	27		6	Y	6	R	04/2025		
3196	LA MOURE	06/14/1960	Active	20	2	0	11.11%	22		1	Y		N	11/2024		
28005	LEHR	02/28/1974	Active	13	1	2	-7.14%	12	23	1	Y	2	R	07/2025	90+ Days	
Exc Award (06/30/2024)																
3198	LEONARD	09/26/1957	Active	28	0	0	0.00%	27		6	Y		N	04/2025		
34937	LINTON	01/09/1978	Active	50	2	0	4.17%	49		2	Y		N	12/2025	90+ Days	
140677	Mapleton ND	02/12/2020	Active	14	1	0	7.69%	12		5	Y	2	R	08/2025		
3199	MEDINA	06/12/1941	Active	15	0	0	0.00%	15		4	Y	12		04/2025		
3200	NAPOLEON	11/13/1929	Active	14	0	0	0.00%	14		6	Y	6		04/2025		
33640	NEW ROCKFORD	04/11/1977	Active	23	0	0	0.00%	20		2	Y	2	R	09/2025		\$400.00
3201	OAKES	04/14/1926	Active	33	2	0	6.45%	27		0	Y	8	R	05/2025	90+ Days	
32714	PETTIBONE	09/29/1976	Active	16	0	0	0.00%	16		6	Y	2	R	04/2025		
30144	ROBINSON	01/27/1975	Active	16	0	0	0.00%	15		5	Y	7	R	04/2025		
3202	RUGBY	09/07/1928	Active	29	7	1	26.09%	31	0	1	Y		N	05/2025		\$1,600.00
3203	SHELDON	05/14/1965	Active	17	0	0	0.00%	17		6	Y		N	06/2025		
156816	Steele Area	12/29/2023	Active	15	2	6	-21.05%	18	2	0	Y	2	N	07/2025	90+ Days	
36094	STERLING	10/19/1978	Active(1)	9	0	0	0.00%	9		6	Y			04/2025		
30093	STRASBURG	01/17/1975	Active	16	0	0	0.00%	17		7	Y	3	R	05/2025		
3205	STREETER	04/09/1953	Active	13	1	1	0.00%	14	20	0	Y		N	05/2025		
29784	TUTTLE	09/30/1974	Active	19	0	0	0.00%	23		5	Y		N	07/2025		
Exc Award (06/30/2024)																
104908	UNIVERSITY OF NORTH DAKOTA GRAND FORKS	04/13/2009	Active	9	0	0	0.00%	8		8	N	2		12/2024	90+ Days	
3206	VALLEY CITY	10/01/1945	Active	21	0	0	0.00%	20		2	Y			02/2025		\$100.00



Club Health Assessment for District 5 NE through December 2025

INTERNATIONAL

Club Number	Club Name	Charter Date	Status	Membership						Reports				Finance	LCIF	
			Times in Status Quo in Past 2 Years	Current Member Count **	YTD Members Added	YTD Members Dropped	YTD Net Growth% ***	Member Count 1 Year Ago	Dropped Members Avg.Length of Service	Months Since Membership Update	Current Officers Reported ****	Current President Repeated Term	VP Reported *****	Last Date Reported Service (mm/yyyy)	Account Balance	YTD Donations
64940	WAHPETON HEADWATERS	01/23/2002	Active	15	0	1	-6.25%	14	13	2	Y	2	R	08/2024		
3207	WEST FARGO	04/21/1953	Active	32	3	2	3.23%	30	4	0	Y		N	12/2025		\$550.00
	Exc Award (06/30/2022)															
3256	WING	02/25/1952	Cancelled(8*)	0	0	15	-100.00%	14	24	6	N	None		12/2024	90+ Days	
3208	WISHEK	04/12/1962	Active	18	1	0	5.88%	15		3	Y	2		01/2025	90+ Days	
3209	ZEELAND	09/07/1967	Active	18	4	3	5.88%	17	1	0	Y		N	04/2025		

Clubs Cancelled Previous Fiscal Year – Clubs Cancelled within last 12 months may be reinstated

Club Number	Club Name	Charter Date	Current Status*	Cancellation Date
109172	NORTH DAKOTA STATE UNIVERSITY FARGO	09/03/2010	Cancelled(6*)	06/29/2025
36041	WAHPETON	09/08/1978	Cancelled(6*)	06/29/2025

Current Total Clubs Count	YTD New Clubs Count	YTD Cancelled Clubs Count	YTD Net Club Gain	Current Total Members Count	YTD Add	YTD Drop	YTD Net Growth	YTD Net Growth %	Member Count 12 Months Ago	Average Member Count Per Club	% of Clubs with less than 20 members	% No Officer Report in 12 Months	% of Clubs with balance 90+ days	Number of Clubs in Status Quo	% Status Quo Clubs in Financial Suspension	Number of Cancelled Clubs	Average Cancelled Club Age	Members Lost Due to Cancellation	% of Clubs Cancelled for Non-Financial Reasons
50	0	1	-1	1,178	52	69	-17	-1.42%	1,166	24	50%	0%	16%	0	0%	1	135	15	0%

* - P - Priority Club. Cancellation Reasons: 1-Objectives/conduct, 2-Non-active club, 5-Non-existing club, 6-Disbanding, 7-Merger, 8-Financial Suspension, 9-District/Multiple District Dues.

** Red denotes below 15 active members.

*** Red denotes 20% + loss.

**** Y - all 3 (President, Secretary, Treasurer) club officers reported, N - not all 3 reported.

***** Abbreviation: N-New, IP-Immediate Past, R-Repeat.



Club Health Assessment for District 5 NW through December 2025

			Status	Membership						Reports				Finance		LCIF
Club Number	Club Name	Charter Date	Times in Status Quo in Past 2 Years	Current Member Count **	YTD Members Added	YTD Members Dropped	YTD Net Growth% ***	Member Count 1 Year Ago	Dropped Members Avg.Length of Service	Months Since Membership Update	Current Officers Reported ****	Current President Repeated Term	VP Reported *****	Last Date Reported Service (mm/yyyy)	Account Balance	YTD Donations
Clubs less than two years old																
171608	Center ND	05/20/2024	Active	15	0	0	0.00%	23		2	Y			10/2025		
181770	Dakota Diabetes Champions	05/05/2025	Active	20	0	0	0.00%	0		4	Y	2				\$122.40
182632	Mouse River Loop	06/18/2025	Active	18	2	4	-10.00%	0	0	2	Y	2		10/2025		
190326	Underwood ND	10/01/2025	Active	28	28	0	100.00%	0		0	Y		N	12/2025		
172069	Velva	06/14/2024	Active(1)	12	0	15	-55.56%	27	1	1	Y	2	R			
Clubs more than two years old																
3210	ALEXANDER	12/08/1960	Active	15	3	0	25.00%	14		1	Y	4		05/2023		\$400.00
36680	ARNEGARD	03/08/1979	Active	26	0	0	0.00%	26		15	Y	3	R	04/2023		
127415	Beach	05/02/2016	Active(1)	7	0	0	0.00%	5		4	Y	8	R	11/2025		\$10.00
31421	BEULAH	12/08/1975	Active	17	2	7	-22.73%	24	5	2	Y	2	R	09/2025		\$250.00
3214	BISMARCK	09/02/1921	Active	52	3	6	-5.45%	56	8	1	Y		N	11/2025		\$1,050.00
Exc Award (06/30/2023, 06/30/2024)																
3215	BISMARCK CAPITAL CITY	04/01/1959	Active	30	1	5	-11.76%	30	35	0	Y		N	07/2025		\$1,000.00
Exc Award (06/30/2024)																
33073	BISMARCK PRAIRIE ROSE	12/06/1976	Active	45	4	2	4.65%	42	10	1	Y		N	11/2025		\$1,000.00
Exc Award (06/30/2017, 06/30/2024)																
33641	BOWMAN	04/26/1977	Active	29	5	2	11.54%	27	3	0	Y		N	06/2025		\$10.00
78360	DACOTAH MANDAN	02/25/2004	Active	32	1	0	3.23%	32		2	Y		N	10/2025		\$1,600.00
Exc Award (06/30/2020)																
3222	DICKINSON	11/12/1928	Active(1)	1	0	0	0.00%	8		6	Y	2		12/2020		\$20.00
61971	DICKINSON NOON	05/27/1999	Active	23	0	0	0.00%	25		6	Y	12	R	12/2025		
3223	ELGIN	04/23/1957	Active	75	1	7	-7.41%	74	9	1	Y			03/2024		\$1,500.00
3224	FLASHER	02/07/1973	Active	12	0	0	0.00%	12		4	Y	3	R	01/2025		
Exc Award (06/30/2024)																
45399	GLENBURN	10/28/1985	Active	14	2	3	-6.67%	16	3	3	Y	2	R	09/2025		
78077	HALLIDAY	01/20/2004	Active	18	2	0	12.50%	19		2	Y	3	R	12/2023	90+ Days	
31531	HAZEN	01/26/1976	Active	14	0	0	0.00%	14		6	Y		N	05/2025		\$1,000.00
Exc Award (06/30/2018)																



Club Health Assessment for District 5 NW through December 2025

			Status	Membership						Reports				Finance		LCIF
Club Number	Club Name	Charter Date	Times in Status Quo in Past 2 Years	Current Member Count **	YTD Members Added	YTD Members Dropped	YTD Net Growth% ***	Member Count 1 Year Ago	Dropped Members Avg.Length of Service	Months Since Membership Update	Current Officers Reported ****	Current President Repeated Term	VP Reported *****	Last Date Reported Service (mm/yyyy)	Account Balance	YTD Donations
3230	HEBRON	10/26/1928	Active	15	0	0	0.00%	15		4	Y			10/2023		
156369	Hettinger Lions	11/20/2023	Active	9	1	0	12.50%	13		1	Y	3	N	11/2025		
3231	KENMARE	11/08/1949	Active	9	0	1	-10.00%	10	34	4	Y		R	01/2017		
42526	KILLDEER	04/04/1983	Active	18	1	0	5.88%	17		2	Y		R	08/2025		
39124	LAKE METIGOSHE L C	12/16/1980	Active	43	2	6	-8.51%	45	10	3	Y		N	10/2025		\$1,150.00
3233	MANDAN	05/01/1939	Active	30	3	0	11.11%	30		2	Y		IP	05/2025		
Exc Award (06/30/2017, 06/30/2024)																
3235	MINOT	11/27/1926	Active	50	1	2	-1.96%	54	10	1	Y		N	12/2025		\$450.00
3236	MINOT MAGIC CITY	08/05/1969	Active	47	1	3	-4.08%	45	29	1	Y		N	12/2025		\$10,000.00
3237	MOTT	10/30/1928	Active	14	3	1	16.67%	13	3	2	Y		N	07/2025		\$15.00
Exc Award (06/30/2023)																
3238	NEW ENGLAND	09/07/1933	Active	36	1	3	-5.26%	43	12	0	Y		N	12/2025		\$1,652.75
Exc Award (06/30/2018, 06/30/2019, 06/30/2020, 06/30/2024)																
3239	NEW SALEM	10/29/1928	Active	20	0	0	0.00%	18		6	N			07/2018		\$100.00
3240	NOONAN	03/09/1954	Active(1)	12	0	0	0.00%	12		4	Y		R	03/2020		
37916	NORTH STAR L C	01/04/1980	Active	49	3	3	0.00%	51	30	3	Y		N	11/2025	90+ Days	\$250.00
Exc Award (06/30/2016, 06/30/2024)																
146076	Powers Lake	05/10/2021	Active(1)	12	2	0	20.00%	21		2	Y	2	R	10/2025	90+ Days	
3242	REEDER	02/27/1952	Active	23	0	5	-17.86%	27	7	0	Y		N	05/2025		\$140.00
3243	REGENT	02/08/1973	Active	3	0	0	0.00%	3		20	Y	16				
3244	RICHARDTON	09/18/1934	Active	17	0	0	0.00%	17		12	Y	4	R	12/2025		
59843	SCRANTON	06/30/1997	Active	11	0	1	-8.33%	15	12	2	Y	3	R	11/2024		\$65.00
Exc Award (06/30/2024)																
108412	SOUTH HEART	05/20/2010	Active	45	9	1	21.62%	39	15	0	Y	2	N	12/2025		\$335.00
3246	STANLEY	02/23/1952	Active	33	1	2	-2.94%	34	14	0	Y			02/2024		
3247	TAYLOR	11/26/1945	Active	16	2	3	-5.88%	15	35	0	Y		N	12/2025		
153174	Tioga	03/29/2023	Active	14	0	3	-17.65%	28	2	1	Y	4	R	05/2025		
3251	WASHBURN	05/28/1929	Active	28	0	3	-9.68%	33	12	2	Y		N	10/2025		\$100.00
Exc Award (06/30/2017)																



Club Health Assessment for District 5 NW through December 2025

						INTERNATIONAL																																																																																																																																																																																																																																																																																																																																																																																																																																																																																																																																																																																																																																																																																																																																																																																																																																																																																																																																																																																																																																																																																																																																																																																																																																																																																																																																		
--	--	--	--	--	--	---------------	--	--	--	--	--	--	--	--	--	--	--	--	--	--	--	--	--	--	--	--	--	--	--	--	--	--	--	--	--	--	--	--	--	--	--	--	--	--	--	--	--	--	--	--	--	--	--	--	--	--	--	--	--	--	--	--	--	--	--	--	--	--	--	--	--	--	--	--	--	--	--	--	--	--	--	--	--	--	--	--	--	--	--	--	--	--	--	--	--	--	--	--	--	--	--	--	--	--	--	--	--	--	--	--	--	--	--	--	--	--	--	--	--	--	--	--	--	--	--	--	--	--	--	--	--	--	--	--	--	--	--	--	--	--	--	--	--	--	--	--	--	--	--	--	--	--	--	--	--	--	--	--	--	--	--	--	--	--	--	--	--	--	--	--	--	--	--	--	--	--	--	--	--	--	--	--	--	--	--	--	--	--	--	--	--	--	--	--	--	--	--	--	--	--	--	--	--	--	--	--	--	--	--	--	--	--	--	--	--	--	--	--	--	--	--	--	--	--	--	--	--	--	--	--	--	--	--	--	--	--	--	--	--	--	--	--	--	--	--	--	--	--	--	--	--	--	--	--	--	--	--	--	--	--	--	--	--	--	--	--	--	--	--	--	--	--	--	--	--	--	--	--	--	--	--	--	--	--	--	--	--	--	--	--	--	--	--	--	--	--	--	--	--	--	--	--	--	--	--	--	--	--	--	--	--	--	--	--	--	--	--	--	--	--	--	--	--	--	--	--	--	--	--	--	--	--	--	--	--	--	--	--	--	--	--	--	--	--	--	--	--	--	--	--	--	--	--	--	--	--	--	--	--	--	--	--	--	--	--	--	--	--	--	--	--	--	--	--	--	--	--	--	--	--	--	--	--	--	--	--	--	--	--	--	--	--	--	--	--	--	--	--	--	--	--	--	--	--	--	--	--	--	--	--	--	--	--	--	--	--	--	--	--	--	--	--	--	--	--	--	--	--	--	--	--	--	--	--	--	--	--	--	--	--	--	--	--	--	--	--	--	--	--	--	--	--	--	--	--	--	--	--	--	--	--	--	--	--	--	--	--	--	--	--	--	--	--	--	--	--	--	--	--	--	--	--	--	--	--	--	--	--	--	--	--	--	--	--	--	--	--	--	--	--	--	--	--	--	--	--	--	--	--	--	--	--	--	--	--	--	--	--	--	--	--	--	--	--	--	--	--	--	--	--	--	--	--	--	--	--	--	--	--	--	--	--	--	--	--	--	--	--	--	--	--	--	--	--	--	--	--	--	--	--	--	--	--	--	--	--	--	--	--	--	--	--	--	--	--	--	--	--	--	--	--	--	--	--	--	--	--	--	--	--	--	--	--	--	--	--	--	--	--	--	--	--	--	--	--	--	--	--	--	--	--	--	--	--	--	--	--	--	--	--	--	--	--	--	--	--	--	--	--	--	--	--	--	--	--	--	--	--	--	--	--	--	--	--	--	--	--	--	--	--	--	--	--	--	--	--	--	--	--	--	--	--	--	--	--	--	--	--	--	--	--	--	--	--	--	--	--	--	--	--	--	--	--	--	--	--	--	--	--	--	--	--	--	--	--	--	--	--	--	--	--	--	--	--	--	--	--	--	--	--	--	--	--	--	--	--	--	--	--	--	--	--	--	--	--	--	--	--	--	--	--	--	--	--	--	--	--	--	--	--	--	--	--	--	--	--	--	--	--	--	--	--	--	--	--	--	--	--	--	--	--	--	--	--	--	--	--	--	--	--	--	--	--	--	--	--	--	--	--	--	--	--	--	--	--	--	--	--	--	--	--	--	--	--	--	--	--	--	--	--	--	--	--	--	--	--	--	--	--	--	--	--	--	--	--	--	--	--	--	--	--	--	--	--	--	--	--	--	--	--	--	--	--	--	--	--	--	--	--	--	--	--	--	--	--	--	--	--	--	--	--	--	--	--	--	--	--	--	--	--	--	--	--	--	--	--	--	--	--	--	--	--	--	--	--	--	--	--	--	--	--	--	--	--	--	--	--	--	--	--	--	--	--	--	--	--	--	--	--	--	--	--	--	--	--	--	--	--	--	--	--	--	--	--	--	--	--	--	--	--	--	--	--	--	--	--	--	--	--	--	--	--	--	--	--	--	--	--	--	--	--	--	--	--	--	--	--	--	--	--	--	--	--	--	--	--	--	--	--	--	--	--	--	--	--	--	--	--	--	--	--	--	--	--	--	--	--	--	--	--	--	--	--	--	--	--	--	--	--	--	--	--	--	--	--	--	--	--	--	--	--	--	--	--	--	--	--	--	--	--	--	--	--	--	--	--	--	--	--	--	--	--	--	--	--	--	--	--	--	--	--	--	--	--	--	--	--	--	--	--	--	--	--	--	--	--	--	--	--	--	--	--	--	--	--	--	--	--	--	--	--	--	--	--	--	--	--	--	--	--	--	--	--	--	--	--	--	--	--	--	--	--	--	--	--	--	--	--	--	--	--	--	--	--	--	--	--	--	--	--	--	--	--	--	--	--	--	--	--	--	--	--	--	--	--	--	--	--	--	--	--	--	--	--	--	--	--	--	--	--	--	--	--	--	--	--	--	--	--	--	--	--	--	--	--	--	--	--	--	--	--	--	--	--	--	--	--	--	--	--	--	--	--	--	--	--	--	--	--	--	--	--	--	--	--	--	--	--	--	--	--	--	--	--	--	--	--	--	--	--	--	--	--	--	--	--	--	--	--	--	--	--	--	--	--	--	--	--	--	--	--	--	--	--	--	--	--	--	--	--	--	--	--	--	--	--	--	--	--	--	--	--	--	--	--	--	--	--	--	--	--	--	--	--	--	--	--	--	--	--	--	--	--	--	--	--	--	--	--	--	--	--	--	--	--	--	--	--	--	--	--	--	--	--	--	--	--	--	--	--	--	--	--	--	--	--	--	--

* - P - Priority Club. Cancellation Reasons: 1-Objectives/conduct, 2-Non-active club, 5-Non-existing club, 6-Disbanding, 7-Merger, 8-Financial Suspension, 9-District/Multiple District Dues.

** Red denotes below 15 active members.

*** Red denotes 20% + loss.

**** Y - all 3 (President, Secretary, Treasurer) club officers reported, N - not all 3 reported.

***** Abbreviation: N-New, IP-Immediate Past, R-Repeat.




Club Health Assessment for District 5 SE through December 2025

			Status	Membership						Reports				Finance	LCIF	
Club Number	Club Name	Charter Date	Times in Status Quo in Past 2 Years	Current Member Count **	YTD Members Added	YTD Members Dropped	YTD Net Growth% ***	Member Count 1 Year Ago	Dropped Members Avg.Length of Service	Months Since Membership Update	Current Officers Reported ****	Current President Repeated Term	VP Reported *****	Last Date Reported Service (mm/yyyy)	Account Balance	YTD Donations
Clubs more than two years old																
3370	ABERDEEN	10/08/1921	Active	35	5	0	16.67%	31		3	Y	2		10/2025		\$11,050.00
141860	Aberdeen Lioness	08/17/2020	Active	38	11	0	40.74%	26		5	Y		N	12/2025		\$1,600.00
	Exc Award (06/30/2023, 06/30/2024, 06/30/2025)															
3371	ALCESTER	09/27/1956	Active	37	0	0	0.00%	38		6	Y	3		11/2025		\$300.00
	Exc Award (06/30/2024)															
41147	ARMOUR	04/12/1982	Active(1)	26	0	0	0.00%	26		13	Y	5		03/2025		
3372	AVON	03/06/1952	Active	11	0	0	0.00%	11		23	N	None		03/2025		
3373	BERESFORD	10/19/1954	Active	20	1	6	-20.00%	23	15	1	Y	2	N	11/2025	90+ Days	\$500.00
	Exc Award (06/30/2025)															
3374	BRANDON	02/21/1957	Active	21	2	0	10.53%	21		0	Y		N	11/2025		
3375	BRITTON	03/02/1944	Active	29	0	0	0.00%	29		6	Y		R	12/2025		\$500.00
	Exc Award (06/30/2016, 06/30/2018)															
3376	BROOKINGS	07/30/1951	Active	40	0	4	-9.09%	43	3	1	Y		N	12/2025		\$120.00
	Exc Award (06/30/2022, 06/30/2023, 06/30/2024)															
33008	BROOKINGS EARLYBIRD	11/18/1976	Active	13	0	2	-13.33%	14	7	1	Y	5		11/2025		
3377	CANISTOTA	02/19/1952	Active	23	0	0	0.00%	32		7	N	None		03/2025		
	Exc Award (06/30/2023)															
33300	CLARK	02/18/1977	Active	50	0	1	-1.96%	47	19	4	Y	2	R	10/2025		\$515.00
3379	COLTON	02/06/1957	Active	10	0	0	0.00%	10		52	Y	3		11/2025		\$100.00
39127	CORSICA	12/08/1980	Active	6	0	0	0.00%	6		62	N	None		03/2025		
3380	DELL RAPIDS	09/17/1944	Active	35	2	5	-7.89%	37	2	0	Y		N	12/2025		\$600.00
	Exc Award (06/30/2023, 06/30/2025)															
40593	EDEN	12/14/1981	Active	19	0	0	0.00%	16		3	Y	3	R	10/2025		\$250.00
	Exc Award (06/30/2025)															
3382	FREEMAN	09/05/1956	Active(1)	28	0	5	-15.15%	33	11	4	Y		N	10/2025		
	Exc Award (06/30/2024)															
35330	GROTON	04/12/1978	Active	14	2	0	16.67%	12		3	N			11/2025	90+ Days	\$1,000.00
	Exc Award (06/30/2016, 06/30/2023)															
100532	HARRISBURG	11/13/2007	Active	12	3	0	33.33%	14		1	Y			10/2025		



Club Health Assessment for District 5 SE through December 2025

			Status	Membership						Reports				Finance		LCIF
Club Number	Club Name	Charter Date	Times in Status Quo in Past 2 Years	Current Member Count **	YTD Members Added	YTD Members Dropped	YTD Net Growth% ***	Member Count 1 Year Ago	Dropped Members Avg.Length of Service	Months Since Membership Update	Current Officers Reported ****	Current President Repeated Term	VP Reported *****	Last Date Reported Service (mm/yyyy)	Account Balance	YTD Donations
3385	HURON	01/31/1922	Active	22	0	2	-8.33%	26	22	1	Y		N	10/2025	90+ Days	
33818	HURON EYE OPENER	05/18/1977	Active	22	0	1	-4.35%	22	24	0	Y		N	09/2025		
Exc Award (06/30/2023)																
35030	LENNOX	02/27/1978	Active	21	0	0	0.00%	24		5	Y		N	11/2025		
3386	MADISON	10/29/1973	Active	14	0	0	0.00%	15		6	Y	4	R	03/2025		
3388	MITCHELL	01/17/1922	Active	55	6	3	5.77%	56	19	0	Y			07/2025		
Exc Award (06/30/2023)																
32782	MITCHELL PALACE CITY	10/22/1976	Active	23	0	0	0.00%	27		6	Y	2	N	10/2025		
Exc Award (06/30/2023)																
3389	PARKSTON	05/17/1929	Active	32	1	0	3.23%	31		5	Y		N	12/2025		
3390	PLAINS	03/13/1958	Active	16	0	0	0.00%	16		9	N	None		07/2025		
3391	REDFIELD	01/23/1958	Active	39	0	5	-11.36%	38	2	0	Y	3		12/2025		\$2,010.00
Exc Award (06/30/2025)																
3392	SIOUX FALLS DOWNTOWN	04/01/1921	Active	31	0	1	-3.13%	33	22	3	Y		R	11/2025	90+ Days	\$500.00
58232	SIOUX FALLS SIOUX EMPIRE	05/07/1996	Active	24	0	2	-7.69%	30	32	3	Y	4	N	11/2025		\$1,100.00
Exc Award (06/30/2018, 06/30/2019, 06/30/2023)																
3393	SIOUX FALLS SIOUX LAND	03/28/1958	Active	24	0	1	-4.00%	24	4	5	Y			12/2025		\$650.00
Exc Award (06/30/2016, 06/30/2019, 06/30/2020, 06/30/2023)																
3394	SIOUX FALLS SIOUXRISE	05/04/1970	Active	27	3	1	8.00%	26	43	0	Y		N	12/2025		\$220.00
Exc Award (06/30/2022, 06/30/2023, 06/30/2024)																
41460	TEA	06/11/1982	Active	7	0	0	0.00%	9		8	Y	7	R	03/2025		\$1,000.00
38125	TULARE	03/31/1980	Active	10	0	0	0.00%	9		5	N	4		03/2025		
3396	VERMILLION	01/24/1950	Active	43	1	2	-2.27%	43	17	0	Y			11/2025		
84154	VIBORG AREA	09/08/2004	Active	9	1	1	0.00%	8	21	0	Y	8		12/2025		
35332	WARNER-STRATFORD L C	04/13/1978	Active	30	2	1	3.45%	29	2	3	Y	4	R	03/2025		
3398	WATERTOWN	09/08/1944	Active	63	1	3	-3.08%	57	2	0	N	None	N	10/2025		
3402	WILLOW LAKE	07/27/1965	Active	16	0	0	0.00%	17		11	N			03/2025		
3403	YANKTON	07/25/1960	Active	20	0	0	0.00%	20		16	N	3		10/2025		



Club Health Assessment for District 5 SE through December 2025

INTERNATIONAL

Club Number	Club Name	Charter Date	Status		Membership							Reports				Finance	LCIF	
			Times in Status Quo in Past 2 Years	Current Member Count **	YTD Members Added	YTD Members Dropped	YTD Net Growth***	Member Count 1 Year Ago	Dropped Members Avg.Length of Service	Months Since Membership Update	Current Officers Reported ****	Current President Repeated Term	VP Reported *****	Last Date Reported Service (mm/yyyy)	Account Balance	YTD Donations		
Current Total Clubs Count	YTD New Clubs Count	YTD Cancelled Clubs Count	YTD Net Club Gain	Current Total Members Count	YTD Add	YTD Drop	YTD Net Growth	Member Count 12 Months Ago	Average Member Count Per Club	% of Clubs with less than 20 members	% No Officer Report in 12 Months	% of Clubs with balance 90+ days	Number of Clubs in Status Quo	% Status Quo Clubs in Financial Suspension	Number of Cancelled Clubs	Average Cancelled Club Age	Members Lost Due to Cancellation	% of Clubs Cancelled for Non-Financial Reasons
40	0	0	0	1,015	41	46	-5	-0.49%	1,029	25	33%	10%	10%	0	0%	0	0	0%

* - P - Priority Club. Cancellation Reasons: 1-Objectives/conduct, 2-Non-active club, 5-Non-existing club, 6-Disbanding, 7-Merger, 8-Financial Suspension, 9-District/Multiple District Dues.

** Red denotes below 15 active members.

*** Red denotes 20% + loss.

**** Y - all 3 (President, Secretary, Treasurer) club officers reported, N - not all 3 reported.

***** Abbreviation: N-New, IP-Immediate Past, R-Repeat.



Club Health Assessment for District 5 SW through December 2025

			Status	Membership						Reports				Finance	LCIF	
Club Number	Club Name	Charter Date	Times in Status Quo in Past 2 Years	Current Member Count **	YTD Members Added	YTD Members Dropped	YTD Net Growth% ***	Member Count 1 Year Ago	Dropped Members Avg.Length of Service	Months Since Membership Update	Current Officers Reported ****	Current President Repeated Term	VP Reported *****	Last Date Reported Service (mm/yyyy)	Account Balance	YTD Donations
Clubs more than two years old																
3404	BELLE FOURCHE	10/10/1936	Active	30	3	7	-11.76%	33	35	0	Y		N	12/2022		
3406	BUFFALO	05/04/1965	Active	10	0	0	0.00%	10		6	Y	5		01/2019		
3407	CHAMBERLAIN	09/28/1964	Active(1)	8	0	0	0.00%	8		32	Y	18		05/2021		
3408	CUSTER	01/09/1944	Active	17	0	2	-10.53%	19	13	0	Y			07/2023		\$750.00
Exc Award (06/30/2018)																
33301	FAULKTON AREA L C	02/03/1977	Active(1)	9	0	2	-18.18%	11	28	2	Y	6		11/2023		
41960	HILL CITY	11/22/1982	Active	13	4	1	30.00%	15	9	1	Y	4	R	02/2024		
Exc Award (06/30/2018)																
3413	HOT SPRINGS	09/06/1946	Active(1)	10	0	0	0.00%	10		29	N	None		05/2019		
39128	IPSWICH	12/15/1980	Active	14	0	0	0.00%	15		6	Y	2	R	12/2025		
102217	LEAD DEADWOOD AREA	05/23/2008	Active	14	0	0	0.00%	18		0	N	2		10/2023		
3415	LEMMON	03/20/1930	Active	16	0	0	0.00%	19		6	Y		N	05/2019		
44229	MC LAUGHLIN	09/17/1984	Active	15	0	0	0.00%	13		9	Y	2	R	06/2025		
3417	MILLER	04/25/1960	Active	19	0	1	-5.00%	21	6	0	Y	3	N	09/2019		
3419	MURDO	12/05/1957	Active	31	0	2	-6.06%	35	14	3	Y		N	12/2021		
3420	NEW UNDERWOOD	01/16/1964	Active	15	0	0	0.00%	15		31	N	None		08/2010		
43005	NEWELL	09/13/1983	Active	32	1	0	3.23%	31		5	Y		R	10/2025		
Exc Award (06/30/2018)																
3422	NISLAND	11/23/1968	Active	4	0	0	0.00%	4		14	N	13		03/2014		
42267	ONIDA WHEAT LAND	02/17/1983	Active	11	0	0	0.00%	11		14	Y		N	06/2019		
3424	PIERRE FT PIERRE	10/08/1951	Active	21	1	3	-8.70%	22	3	3	Y		R	10/2025		\$500.00
3425	PRESHO MEDICINE CREEK	01/27/1968	Active	17	1	1	0.00%	17	30	1	Y	5	N	12/2023		
3426	RAPID CITY	11/22/1921	Active	34	0	0	0.00%	36		5	Y		N	06/2022		\$30.00
84445	RAPID CITY EVENING STAR	11/22/2004	Active	11	0	3	-21.43%	15	3	4	Y		N	10/2025		\$300.00
3427	RAPID CITY METRO	01/22/1973	Active	7	0	0	0.00%	7		5	Y	5	R	10/2025		
3428	RAPID CITY RUSHMORE	10/07/1958	Active	35	3	1	6.06%	33	21	0	N		N	10/2025	90+ Days	\$900.00
3430	SPEARFISH	11/16/1943	Active	74	1	7	-7.50%	80	10	1	Y		N	12/2022		



Club Health Assessment for District 5 SW through December 2025

INTERNATIONAL

Club Number	Club Name	Charter Date	Status	Membership						Reports				Finance	LCIF	
			Times in Status Quo in Past 2 Years	Current Member Count **	YTD Members Added	YTD Members Dropped	YTD Net Growth% ***	Member Count 1 Year Ago	Dropped Members Avg.Length of Service	Months Since Membership Update	Current Officers Reported ****	Current President Repeated Term	VP Reported *****	Last Date Reported Service (mm/yyyy)	Account Balance	YTD Donations
3431	STURGIS	01/21/1944	Active(1)	14	5	4	7.69%	13	5	1	Y		R	12/2025		\$2,000.00
	Exc Award (06/30/2018)															
3434	WHITE RIVER	05/28/1968	Active	19	0	0	0.00%	19		2	N	None		05/2023		\$100.00

Clubs Cancelled Previous Fiscal Year – Clubs Cancelled within last 12 months may be reinstated

Club Number	Club Name	Charter Date	Current Status*	Cancellation Date
39955	EUREKA	05/29/1981	Cancelled(6*)	06/29/2025
3412	GREGORY	02/27/1965	Cancelled(8*)	06/29/2025
35525	SELBY	05/11/1978	Cancelled(8*)	06/29/2025

Current Total Clubs Count	YTD New Clubs Count	YTD Cancelled Clubs Count	YTD Net Club Gain	Current Total Members Count	YTD Add	YTD Drop	YTD Net Growth	YTD Net Growth %	Member Count 12 Months Ago	Average Member Count Per Club	% of Clubs with less than 20 members	% No Officer Report in 12 Months	% of Clubs with balance 90+ days	Number of Clubs in Status Quo	% Status Quo Clubs in Financial Suspension	Number of Cancelled Clubs	Average Cancelled Club Age	Members Lost Due to Cancellation	% of Clubs Cancelled for Non-Financial Reasons
26	0	0	0	500	19	34	-15	-2.91%	530	19	73%	12%	4%	0	0%	0	0	0	0%

* - P - Priority Club. Cancellation Reasons: 1-Objectives/conduct, 2-Non-active club, 5-Non-existing club, 6-Disbanding, 7-Merger, 8-Financial Suspension, 9-District/Multiple District Dues.

** Red denotes below 15 active members.

*** Red denotes 20% + loss.

**** Y - all 3 (President, Secretary, Treasurer) club officers reported, N - not all 3 reported.

***** Abbreviation: N-New, IP-Immediate Past, R-Repeat.



Club Health Assessment for District 9 EC through December 2025

			Status	Membership						Reports				Finance	LCIF	
Club Number	Club Name	Charter Date	Times in Status Quo in Past 2 Years	Current Member Count **	YTD Members Added	YTD Members Dropped	YTD Net Growth% ***	Member Count 1 Year Ago	Dropped Members Avg.Length of Service	Months Since Membership Update	Current Officers Reported ****	Current President Repeated Term	VP Reported *****	Last Date Reported Service (mm/yyyy)	Account Balance	YTD Donations
Clubs less than two years old																
190021	LeClaire	09/29/2025	Active	19	26	7	100.00%	0	0	0	Y			10/2025		
Clubs more than two years old																
4308	ALBURNETT	04/09/1962	Active	40	7	5	5.26%	38	9	1	Y		N	12/2025		\$1,000.00
Exc Award (06/30/2022, 06/30/2023, 06/30/2024, 06/30/2025)																
148640	Anamosa	10/15/2021	Active	9	0	0	0.00%	15		6	Y	2		10/2025		
39676	ANDOVER	04/01/1981	Active	11	0	0	0.00%	11		3	Y	6	R	12/2025		\$50.00
116359	ANDREW	03/20/2012	Cancelled(6*)	0	0	12	-100.00%	12	13	0	N	None		03/2024		
134659	Bellevue Area Centennial	05/22/2018	Active	39	1	1	0.00%	42	7	0	Y			11/2025		
4310	BETTENDORF	12/11/1942	Active	42	2	0	5.00%	43		0	Y			11/2025		\$1,320.00
Exc Award (06/30/2017, 06/30/2022, 06/30/2023)																
4312	BLUE GRASS	01/03/1974	Active	14	0	1	-6.67%	14	4	0	Y		R	09/2025		\$50.00
Exc Award (06/30/2017, 06/30/2022, 06/30/2023)																
4313	CEDAR RAPIDS NOON	05/06/1920	Active	34	0	1	-2.86%	34	47	0	Y		N	12/2025		\$1,120.00
4315	CENTER POINT	05/28/1959	Active	39	0	3	-7.14%	37	5	2	Y		N	11/2025		\$1,300.00
Exc Award (06/30/2016, 06/30/2018, 06/30/2025)																
4316	CLINTON	03/10/1947	Active	15	0	0	0.00%	15		0	Y		N	10/2025		
4317	COGGON	03/10/1955	Active	13	0	1	-7.14%	14	24	2	Y		N	08/2023		\$1,000.00
4318	DAVENPORT BREAKFAST	09/13/1973	Active	19	0	0	0.00%	20		0	Y		N	11/2025		\$1,000.00
4319	DAVENPORT VILLAGE	11/24/1924	Active	24	0	0	0.00%	26		7	Y	4		10/2024		\$50.00
Exc Award (06/30/2024)																
4321	DE WITT	05/15/1953	Active	33	1	6	-13.16%	39	16	0	Y		N	11/2025		\$275.00
Exc Award (06/30/2016, 06/30/2024)																
37565	DELMAR	10/08/1979	Active	32	6	4	6.67%	35	27	0	Y	3	R	09/2025		\$430.00
Exc Award (06/30/2024)																
37313	DEWITT NITE	06/27/1979	Active	27	0	0	0.00%	25		10	Y	3	R	12/2024		
Exc Award (06/30/2024)																




Club Health Assessment for District 9 EC through December 2025

			Status	Membership						Reports				Finance	LCIF	
Club Number	Club Name	Charter Date	Times in Status Quo in Past 2 Years	Current Member Count **	YTD Members Added	YTD Members Dropped	YTD Net Growth% ***	Member Count 1 Year Ago	Dropped Members Avg.Length of Service	Months Since Membership Update	Current Officers Reported ****	Current President Repeated Term	VP Reported *****	Last Date Reported Service (mm/yyyy)	Account Balance	YTD Donations
4324	ELDRIDGE	06/15/1953	Active	80	10	2	11.11%	72	25	0	Y		N	12/2025		\$2,475.10
Exc Award (06/30/2017, 06/30/2018, 06/30/2022, 06/30/2023)																
119536	Fairfax	06/04/2013	Active	8	1	0	14.29%	7		5	Y	5	R	06/2025		
124541	Fruitland Community	04/08/2015	Active	16	0	0	0.00%	14		7	Y		IP	12/2023		
Exc Award (06/30/2025)																
34383	GOOSE LAKE	08/30/1977	Active	12	0	3	-20.00%	15	13	1	Y	3		06/2023		
40101	HIAWATHA	06/26/1981	Active	6	0	0	0.00%	6		15	Y	3		06/2023		
36296	LONG GROVE	12/18/1978	Active	17	0	0	0.00%	17		4	Y	7		09/2021		
36046	LOW MOOR	09/06/1978	Active	58	0	1	-1.69%	60	3	2	Y			09/2025		\$2,480.00
Exc Award (06/30/2024)																
36045	LOWDEN	09/06/1978	Active	9	1	1	0.00%	11	3	4	Y		IP	12/2025	\$700.00	
Exc Award (06/30/2022, 06/30/2023)																
105011	MAQUOKETA	03/23/2009	Active	5	0	0	0.00%	6		7	N	None		02/2022		
4333	MARION NOON	11/19/1964	Active	17	0	2	-10.53%	20	8	3	Y	5		10/2025		
44815	MILES	04/03/1985	Active	6	0	1	-14.29%	7	7	1	Y	13	N	12/2025	\$300.00	
Exc Award (06/30/2024)																
4126	MONTICELLO	05/02/1941	Active	37	4	5	-2.63%	38	6	1	Y		IP	11/2025	\$1,760.00	
Exc Award (06/30/2022, 06/30/2024)																
4336	MOUNT VERNON	03/26/1924	Active	29	1	2	-3.33%	30	35	2	Y	2		07/2024	\$10,362.30	
Exc Award (06/30/2020, 06/30/2021)																
77963	MUSCATINE	12/17/2003	Active	19	2	2	0.00%	20	10	0	Y			11/2025	\$5,800.00	
82242	OLIN	05/07/2004	Active	18	0	0	0.00%	25		8	Y	8	R	02/2024		
33648	OTTER CREEK AREA L C	04/30/1977	Active	23	0	0	0.00%	23		3	Y		IP	11/2025	\$550.00	
41307	PARK VIEW	05/25/1982	Active	8	0	0	0.00%	8		13	Y	3		07/2021		
4132	PRESTON	04/09/1973	Active	20	0	4	-16.67%	23	16	5	Y	5		12/2025		
4341	STANWOOD	04/24/1953	Active	11	0	0	0.00%	11		21	Y	4		12/2025	\$275.00	
Exc Award (06/30/2024)																
4343	TIPTON	11/08/1949	Active	67	5	6	-1.47%	66	13	1	Y		N	12/2025	90+ Days	\$600.00
Exc Award (06/30/2022, 06/30/2023)																
4350	WALCOTT	02/09/1973	Active	29	1	1	0.00%	34	6	0	Y		N	04/2023	\$500.00	
Exc Award (06/30/2020, 06/30/2023)																



Club Health Assessment for District 9 EC through December 2025

				Status							Membership				Reports				Finance		LCIF	
Club Number	Club Name	Charter Date		Times in Status Quo in Past 2 Years	Current Member Count **	YTD Members Added	YTD Members Dropped	YTD Net Growth***	Member Count 1 Year Ago	Dropped Members Avg.Length of Service	Months Since Membership Update	Current Officers Reported ****	Current President Repeated Term	VP Reported *****	Last Date Reported Service (mm/yyyy)	Account Balance	YTD Donations					
4351	WALKER	06/02/1959		Active	29	0	0	0.00%	30		8	Y	3		07/2023							
4352	WEST BRANCH	03/30/1950		Active	56	0	1	-1.75%	60	35	1	Y		N	12/2025		\$2,670.00					
Exc Award (06/30/2024)																						
4353	WEST LIBERTY	04/20/1953		Active	23	0	3	-11.54%	26	40	4	Y	3		06/2023							
36438	WHEATLAND	01/18/1979		Active	13	0	0	0.00%	13		8	N	15		06/2024		\$20.00					
4140	WYOMING	05/08/1953		Active	8	0	0	0.00%	8		30	N	24		12/2022		\$150.00					
Current Total Clubs Count	YTD New Clubs Count	YTD Cancelled Clubs Count	YTD Net Club Gain	Current Total Members Count	YTD Add	YTD Drop	YTD Net Growth	YTD Net Growth %	Member Count 12 Months Ago	Average Member Count Per Club	% of Clubs with less than 20 members	% No Officer Report in 12 Months	% of Clubs with balance 90+ days	Number of Clubs in Status Quo	% Status Quo Clubs in Financial Suspension	Number of Cancelled Clubs	Average Cancelled Club Age	Members Lost Due to Cancellation	% of Clubs Cancelled for Non-Financial Reasons			
42	1	1	0	1,034	68	75	-7	-0.67%	1,070	25	52%	0%	2%	0	0%	1	14	12	100%			

* - P - Priority Club. Cancellation Reasons: 1-Objectives/conduct, 2-Non-active club, 5-Non-existing club, 6-Disbanding, 7-Merger, 8-Financial Suspension, 9-District/Multiple District Dues.

** Red denotes below 15 active members.

*** Red denotes 20% + loss.

**** Y - all 3 (President, Secretary, Treasurer) club officers reported, N - not all 3 reported.

***** Abbreviation: N-New, IP-Immediate Past, R-Repeat.



Club Health Assessment for District 9 MC through December 2025

			Status	Membership						Reports				Finance		LCIF
Club Number	Club Name	Charter Date	Times in Status Quo in Past 2 Years	Current Member Count **	YTD Members Added	YTD Members Dropped	YTD Net Growth% ***	Member Count 1 Year Ago	Dropped Members Avg.Length of Service	Months Since Membership Update	Current Officers Reported ****	Current President Repeated Term	VP Reported *****	Last Date Reported Service (mm/yyyy)	Account Balance	YTD Donations
Clubs less than two years old																
156787	South Tama Lions	03/14/2024	Active(1)	1	0	0	0.00%	15		6	N	None				
Clubs more than two years old																
4183	ALTOONA	04/24/1947	Active	32	0	5	-13.51%	39	16	0	Y		N	05/2023		\$200.00
	Exc Award (06/30/2017)															
4266	AMES	03/13/1939	Active	36	0	0	0.00%	36		0	Y		N	12/2025		\$800.00
	Exc Award (06/30/2017, 06/30/2022)															
101922	AMES CAMPUS	05/06/2008	Active	4	0	0	0.00%	4		8	Y	2	R	04/2024		
4267	AMES EVENING	04/19/1963	Active	1	0	0	0.00%	1		8	Y	6		07/2025		
	Exc Award (06/30/2017, 06/30/2018)															
4184	ANKENY	04/11/1941	Active	21	1	2	-4.55%	25	7	0	Y		N	07/2022		
	Exc Award (06/30/2022)															
42642	BEAMAN	05/26/1983	Active	12	0	0	0.00%	11		9	Y	12		04/2022		\$100.00
	Exc Award (06/30/2022)															
4185	BONDURANT	04/26/1949	Active	35	0	0	0.00%	36		9	Y		N	11/2025		
	Exc Award (06/30/2016)															
33513	CLIVE	03/15/1977	Active	23	1	0	4.55%	23		2	Y	12	R	07/2025		
	Exc Award (06/30/2022)															
4191	DES MOINES HOST	04/05/1920	Active	23	0	1	-4.17%	24	13	4	Y	2	R	11/2025		
4195	DES MOINES SOUTH DES MOINES	04/27/1954	Active	14	1	3	-12.50%	16	13	0	N	2	N	12/2025	90+ Days	
	Exc Award (06/30/2017, 06/30/2022, 06/30/2024)															
4323	DYSART	01/24/1950	Active	17	1	5	-19.05%	23	7	0	Y			12/2025		\$1,000.00
	Exc Award (06/30/2022)															
47508	EAST DES MOINES	06/22/1987	Active	3	0	0	0.00%	3		12	N	None		02/2020		
4326	GARWIN	06/23/1958	Active	18	0	0	0.00%	17		10	Y	18	R	11/2025		
	Exc Award (06/30/2022, 06/30/2024)															
4275	GILBERT	03/08/1955	Active	13	0	0	0.00%	13		21	Y	8		07/2017		\$1,000.00
	Exc Award (06/30/2017)															
4327	GLADBROOK	05/06/1960	Active	16	0	1	-5.88%	16	45	0	Y	3	R	02/2023		
	Exc Award (06/30/2022)															




Club Health Assessment for District 9 MC through December 2025

			Status	Membership						Reports				Finance	LCIF	
Club Number	Club Name	Charter Date	Times in Status Quo in Past 2 Years	Current Member Count **	YTD Members Added	YTD Members Dropped	YTD Net Growth% ***	Member Count 1 Year Ago	Dropped Members Avg.Length of Service	Months Since Membership Update	Current Officers Reported ****	Current President Repeated Term	VP Reported *****	Last Date Reported Service (mm/yyyy)	Account Balance	YTD Donations
4198	GRIMES	02/04/1947	Active	34	0	0	0.00%	34		15	Y		N	07/2025		\$500.00
	Exc Award (06/30/2017, 06/30/2022)															
4328	GRINNELL	10/04/1961	Active	44	0	0	0.00%	47		5	Y		N	10/2025		\$2,500.00
	Exc Award (06/30/2022, 06/30/2024)															
4277	GRUNDY CENTER	01/25/1968	Active	16	0	0	0.00%	16		16	Y			06/2022		
4201	JOHNSTON	12/18/1944	Active	41	0	5	-10.87%	47	10	0	Y		N	07/2023		\$600.00
	Exc Award (06/30/2024)															
4282	KELLOGG	09/17/1953	Active	17	1	1	0.00%	17	8	2	Y	2		12/2025		
4286	Marshalltown Community Outreach	05/25/1921	Active(1)	3	0	2	-40.00%	7	1	2	Y		N	12/2025		\$20.00
	Exc Award (06/30/2024)															
4287	Marshalltown Evening	03/03/1970	Active	24	0	0	0.00%	20		6	Y	2	R	12/2025		\$500.00
	Exc Award (06/30/2022, 06/30/2025)															
42161	MC CALLSBURG	01/24/1983	Active	17	0	0	0.00%	17		30	Y			08/2022		
4208	MITCHELLVILLE	03/30/1972	Active	17	0	0	0.00%	17		20	Y		N	10/2025	90+ Days	
	Exc Award (06/30/2017, 06/30/2022)															
4335	MONTEZUMA	03/12/1947	Active	35	1	0	2.94%	35		5	Y		IP	05/2023	90+ Days	
4291	NEVADA	05/06/1948	Active	22	8	2	37.50%	16	16	0	Y		N	08/2025	90+ Days	
	Exc Award (06/30/2017)															
106573	NEWTON	09/09/2009	Active	9	1	0	12.50%	8		5	Y	7	R	04/2021		
4295	PRAIRIE CITY	12/19/1950	Active	15	2	2	0.00%	17	1	2	Y		N	07/2025		\$500.00
4297	REINBECK	05/22/1950	Active	46	0	2	-4.17%	44	6	4	Y	3	R	08/2024		\$500.00
4299	STATE CENTER	10/10/1930	Active	21	1	3	-8.70%	25	35	0	Y	8	N	06/2019		\$150.00
	Exc Award (06/30/2022)															
4300	STORY CITY	12/29/1938	Active	14	0	0	0.00%	14		13	Y	3	R	07/2025		\$500.00
4302	SULLY	09/15/1953	Active	20	0	1	-4.76%	21	19	4	Y	3	N	07/2024		\$500.00
4345	TRAER	10/27/1930	Active	26	0	1	-3.70%	27	3	0	Y	8	R	06/2025		\$300.00
4219	URBANDALE	08/29/1945	Active	45	4	0	9.76%	45		3	Y	2		06/2023		
	Exc Award (06/30/2017, 06/30/2022)															
32315	URBANDALE BREAKFAST	05/17/1976	Active	10	0	0	0.00%	10		8	Y	5		12/2014		
4220	WEST DES MOINES	10/03/1930	Active	14	0	0	0.00%	14		14	Y	13	R	04/2023		
	Exc Award (06/30/2022)															



Club Health Assessment for District 9 MC through December 2025



Club Number	Club Name	Charter Date	Status	Membership					Reports				Finance	LCIF
			Times in Status Quo in Past 2 Years	Current Member Count **	YTD Members Added	YTD Members Dropped	YTD Net Growth% ***	Member Count 1 Year Ago	Dropped Members Avg.Length of Service	Months Since Membership Update	Current Officers Reported ****	Current President Repeated Term	VP Reported *****	Last Date Reported Service (mm/yyyy)

Clubs Cancelled Previous Fiscal Year – Clubs Cancelled within last 12 months may be reinstated

Club Number	Club Name	Charter Date	Current Status*	Cancellation Date
122552	Des Moines Parks Community	06/26/2014	Cancelled(6*)	12/30/2024
4283	LAUREL	10/07/1964	Cancelled(6*)	06/29/2025
77465	PLEASANT HILL	08/05/2003	Cancelled(6*)	12/30/2024

Current Total Clubs Count	YTD New Clubs Count	YTD Cancelled Clubs Count	YTD Net Club Gain	Current Total Members Count	YTD Add	YTD Drop	YTD Net Growth	YTD Net Growth %	Member Count 12 Months Ago	Average Member Count Per Club	% of Clubs with less than 20 members	% No Officer Report in 12 Months	% of Clubs with balance 90+ days	Number of Clubs in Status Quo	% Status Quo Clubs in Financial Suspension	Number of Cancelled Clubs	Average Cancelled Club Age	Members Lost Due to Cancellation	% of Clubs Cancelled for Non-Financial Reasons
37	0	0	0	759	22	36	-14	-1.81%	800	21	54%	5%	11%	0	0%	0	0	0	0%

* - P - Priority Club. Cancellation Reasons: 1-Objectives/conduct, 2-Non-active club, 5-Non-existing club, 6-Disbanding, 7-Merger, 8-Financial Suspension, 9-District/Multiple District Dues.

** Red denotes below 15 active members.

*** Red denotes 20% + loss.

**** Y - all 3 (President, Secretary, Treasurer) club officers reported, N - not all 3 reported.

***** Abbreviation: N-New, IP-Immediate Past, R-Repeat.



Club Health Assessment for District 9 NC through December 2025

			Status	Membership						Reports				Finance		LCIF
Club Number	Club Name	Charter Date	Times in Status Quo in Past 2 Years	Current Member Count **	YTD Members Added	YTD Members Dropped	YTD Net Growth% ***	Member Count 1 Year Ago	Dropped Members Avg.Length of Service	Months Since Membership Update	Current Officers Reported ****	Current President Repeated Term	VP Reported *****	Last Date Reported Service (mm/yyyy)	Account Balance	YTD Donations
Clubs more than two years old																
4061	ALGONA	01/10/1945	Active	21	0	0	0.00%	20		5	Y			12/2025		\$50.00
4062	ALLISON	01/12/1951	Active	18	0	3	-14.29%	22	12	0	Y			01/2024		
4064	BELMOND	10/17/1951	Active	15	0	0	0.00%	15		6	Y	3	R	08/2023		
4068	CHARLES CITY	05/03/1921	Active	38	0	3	-7.32%	46	10	1	Y		N	10/2013		
4070	CLARION	05/01/1947	Active	18	0	0	0.00%	16		4	Y			03/2025		
4071	CLEAR LAKE	04/15/1921	Active	73	12	4	12.31%	74	16	0	Y			10/2025		
30147	CLEAR LAKE EVENING	01/27/1975	Active	47	0	1	-2.08%	44	6	0	Y		N	11/2025		\$3,199.00
4072	DOWS	10/09/1951	Active	14	0	2	-12.50%	16	6	4	Y	12	R			
110931	EAGLE GROVE	05/03/2011	Active	16	3	0	23.08%	13		1	Y		R	12/2025		
Exc Award (06/30/2024)																
43463	ELDORA	02/17/1984	Active(1)	10	0	0	0.00%	10		29	Y	4			90+ Days	
4076	FLOYD	08/26/1952	Active	17	3	1	13.33%	13	45	1	N			11/2025		
4077	FOREST CITY	06/13/1930	Active	17	1	2	-5.56%	20	12	2	Y	6	R	09/2016		
4080	HAMPTON	05/05/1960	Active	16	2	1	6.67%	18	10	2	Y		N	10/2025		\$500.00
4034	HUMBOLDT	08/06/1946	Active	38	8	4	11.76%	34	13	0	Y		N	10/2025		\$1,000.00
4279	IOWA FALLS	07/08/1930	Active	58	2	8	-9.38%	63	13	0	Y		N	12/2022		\$1,760.00
4281	KAMRAR	07/30/1969	Active(1)	17	0	0	0.00%	17		6	Y	2		10/2016		
4081	KENSETT	03/12/1948	Active	12	1	0	9.09%	11		4	Y	7	R	10/2022		
4083	LAKE MILLS	10/22/1928	Active	9	1	1	0.00%	10	30	3	Y	8	R	03/2022		
4084	MARBLE ROCK	10/18/1954	Active	8	0	1	-11.11%	9	58	0	Y	5	N	12/2022		
4085	MASON CITY	05/12/1920	Active	19	0	3	-13.64%	23	14	2	Y		N	09/2025		\$1,000.00
Exc Award (06/30/2022)																
4087	NEW HARTFORD	03/31/1972	Active	26	1	4	-10.34%	29	2	2	Y	6	R	10/2025		
4088	NORTHWOOD	10/18/1929	Active	21	0	1	-4.55%	26	27	1	Y	3	N	12/2025		\$300.00
44814	OSAGE	04/19/1985	Active	39	0	1	-2.50%	41	24	3	Y		N	10/2025		\$500.00
Exc Award (06/30/2024)																
35146	PARKERSBURG	03/20/1978	Active	32	1	1	0.00%	32	2	0	Y		N	10/2025		\$600.00
Exc Award (06/30/2024)																



Club Health Assessment for District 9 NC through December 2025

			Status	Membership						Reports				Finance	LCIF	
Club Number	Club Name	Charter Date	Times in Status Quo in Past 2 Years	Current Member Count **	YTD Members Added	YTD Members Dropped	YTD Net Growth% ***	Member Count 1 Year Ago	Dropped Members Avg.Length of Service	Months Since Membership Update	Current Officers Reported ****	Current President Repeated Term	VP Reported *****	Last Date Reported Service (mm/yyyy)	Account Balance	YTD Donations
4090	ROCKFORD	10/29/1951	Active(1)	15	17	2	100.00%	21	36	2	Y	2			90+ Days	
4091	ROCKWELL	02/25/1957	Active	39	2	4	-4.88%	41	7	0	Y		N	05/2018		
4092	ROWAN	07/25/1952	Active	23	1	1	0.00%	23	23	1	Y		N	09/2023		
4095	SHEFFIELD	11/28/1951	Active	15	1	0	7.14%	15		2	Y		N	06/2025		
4298	STANHOPE	05/25/1951	Active	17	0	0	0.00%	20		5	Y	3	N	06/2025		
Exc Award (06/30/2018)																
4301	STRATFORD	05/28/1948	Active	15	2	3	-6.25%	16	15	4	Y	5	R	06/2017	90+ Days	
4098	THOMPSON	04/25/1960	Active	13	0	1	-7.14%	14	27	0	Y		N	05/2024		
4306	WILLIAMS	06/26/1951	Active	11	2	0	22.22%	9		2	Y	5		08/2021		
																\$250.00

Clubs Cancelled Previous Fiscal Year – Clubs Cancelled within last 12 months may be reinstated

Club Number	Club Name	Charter Date	Current Status*	Cancellation Date
4067	BURT	10/10/1951	Cancelled(6*)	06/29/2025
4078	GARNER	06/06/1924	Cancelled(6*)	11/30/2024
33202	MANLY	01/19/1977	Cancelled(8*)	12/30/2024

Current Total Clubs Count	YTD New Clubs Count	YTD Cancelled Clubs Count	YTD Net Club Gain	Current Total Members Count	YTD Add	YTD Drop	YTD Net Growth	YTD Net Growth %	Member Count 12 Months Ago	Average Member Count Per Club	% of Clubs with less than 20 members	% No Officer Report in 12 Months	% of Clubs with balance 90+ days	Number of Clubs in Status Quo	% Status Quo Clubs in Financial Suspension	Number of Cancelled Clubs	Average Cancelled Club Age	Members Lost Due to Cancellation	% of Clubs Cancelled for Non-Financial Reasons
32	0	0	0	747	60	52	8	1.08%	781	23	63%	0%	9%	0	0%	0	0	0	0%

* - P - Priority Club. Cancellation Reasons: 1-Objectives/conduct, 2-Non-active club, 5-Non-existing club, 6-Disbanding, 7-Merger, 8-Financial Suspension, 9-District/Multiple District Dues.

** Red denotes below 15 active members.

*** Red denotes 20% + loss.

**** Y - all 3 (President, Secretary, Treasurer) club officers reported, N - not all 3 reported.

***** Abbreviation: N-New, IP-Immediate Past, R-Repeat.



Club Health Assessment for District 9 NE through December 2025

			Status	Membership					Reports				Finance	LCIF		
Club Number	Club Name	Charter Date	Times in Status Quo in Past 2 Years	Current Member Count **	YTD Members Added	YTD Members Dropped	YTD Net Growth% ***	Member Count 1 Year Ago	Dropped Members Avg.Length of Service	Months Since Membership Update	Current Officers Reported ****	Current President Repeated Term	VP Reported *****	Last Date Reported Service (mm/yyyy)	Account Balance	YTD Donations
Clubs more than two years old																
46953	BALLTOWN	02/26/1987	Active	38	1	0	2.70%	38		0	Y		N	06/2024	90+ Days	
4309	BELLE PLAINE	04/04/1947	Active	31	0	0	0.00%	28		7	Y		N	12/2025		\$500.00
Exc Award (06/30/2023)																
4311	BLAIRSTOWN	10/15/1953	Active	6	1	1	0.00%	6	37	2	Y	18	N	05/2023		\$500.00
4103	CALMAR	09/15/1955	Active	18	0	0	0.00%	17		2	Y	5	R	12/2025		
46389	CASCADE	06/30/1986	Active	7	0	0	0.00%	4		7	Y	14				\$200.00
4104	CEDAR FALLS	11/14/1924	Active	77	4	6	-2.53%	80	9	3	Y		N	12/2025		\$1,000.00
4105	DECORAH	10/06/1952	Active	52	1	4	-5.45%	54	8	0	Y		N	12/2025		\$3,500.00
Exc Award (06/30/2018)																
4107	DENVER	07/26/1965	Active	38	1	1	0.00%	40	2	2	Y		N	07/2024		
33203	DUBUQUE EVENING	01/18/1977	Active	14	0	0	0.00%	14		19	Y	6		12/2025		\$1,100.00
4108	DUBUQUE NOON	05/10/1922	Active	38	1	0	2.70%	38		0	Y		N	01/2025		
4110	DYERSVILLE	01/12/1968	Active	26	0	1	-3.70%	27	50	2	Y	3	R	04/2025		
4111	ELGIN	03/27/1948	Active	9	0	0	0.00%	9		5	Y	4		10/2018		
4115	FREDERICKSBURG	11/02/1955	Active	19	2	1	5.56%	19	56	3	Y		N	11/2025	90+ Days	\$600.00
4116	GARNAVILLO	11/22/1965	Active	15	0	0	0.00%	15		7	Y	24	N	06/2025		
4325	GARRISON	04/10/1957	Active	9	0	0	0.00%	9		6	Y		N	10/2025		\$225.00
Exc Award (06/30/2018)																
4117	HAWKEYE	12/01/1970	Active	9	0	0	0.00%	8		6	Y	11		12/2025		\$100.00
4118	HOPKINTON	02/23/1951	Active	27	0	0	0.00%	25		9	Y	2	R	07/2025		\$200.00
Exc Award (06/30/2025)																
4119	HUDSON	06/13/1958	Active	24	2	0	9.09%	22		2	Y			11/2025		
4120	INDEPENDENCE	07/10/1931	Active	29	0	0	0.00%	29		0	Y		N	12/2025		\$1,120.00
4121	JANESVILLE	02/06/1967	Active	26	0	1	-3.70%	25	16	5	Y		N	10/2025		\$600.00
4122	JESUP	09/05/1932	Active	48	0	2	-4.00%	50	16	0	Y		N	12/2025		
4123	LA PORTE CITY	06/17/1924	Active	62	4	0	6.90%	57		0	Y			10/2022		\$250.00
29402	LANSING	05/31/1974	Active	13	0	0	0.00%	13		31	Y	13		04/2018		
84788	LAWLER	01/31/2005	Active	43	1	2	-2.27%	44	2	0	Y		N	12/2025		\$500.00



Club Health Assessment for District 9 NE through December 2025

			Status	Membership						Reports				Finance	LCIF	
Club Number	Club Name	Charter Date	Times in Status Quo in Past 2 Years	Current Member Count **	YTD Members Added	YTD Members Dropped	YTD Net Growth***	Member Count 1 Year Ago	Dropped Members Avg.Length of Service	Months Since Membership Update	Current Officers Reported ****	Current President Repeated Term	VP Reported *****	Last Date Reported Service (mm/yyyy)	Account Balance	YTD Donations
Exc Award (06/30/2024)																
4127	NASHUA	09/20/1932	Active	34	1	4	-8.11%	37	21	3	Y		N	11/2025	90+ Days	
Exc Award (06/30/2018, 06/30/2023)																
4128	NEW HAMPTON	09/20/1951	Active	55	2	2	0.00%	55	14	4	Y		N	03/2025	90+ Days	\$50.00
38128	NEWHALL	03/24/1980	Active	14	0	1	-6.67%	18	45	3	Y		N	10/2024		
4129	OELWEIN	04/26/1939	Active	34	3	3	0.00%	33	10	0	Y		N	12/2025		\$2,500.00
Exc Award (06/30/2018)																
40998	POSTVILLE	03/29/1982	Active	13	0	1	-7.14%	14	2	4	Y	2	R	05/2025		
4339	SHELLSBURG	12/07/1970	Active	10	0	0	0.00%	11		7	Y	5		09/2025		
4135	STRAWBERRY POINT	02/10/1931	Active	7	0	1	-12.50%	8	20	3	Y			10/2023		
35529	SUMNER	05/11/1978	Active	13	0	0	0.00%	18		2	Y			01/2023		\$450.00
4346	URBANA	01/03/1974	Active	23	5	1	21.05%	19	1	1	Y		N	05/2023		\$220.00
4347	VAN HORNE	12/12/1962	Active	23	1	0	4.55%	22		6	Y		N	12/2025		
4349	VINTON	07/05/1921	Active	73	7	2	7.35%	67	3	0	Y			11/2024	90+ Days	
Exc Award (06/30/2017)																
4136	WATERLOO	02/20/1939	Active	17	0	0	0.00%	17		5	Y		R	12/2025		\$1,050.00
29996	WAUKON	12/17/1974	Active	13	0	0	0.00%	13		2	Y	2	N	12/2025		
4138	WAVERLY	06/13/1944	Active	31	2	1	3.33%	30	10	1	Y			07/2025		\$1,000.00
4139	WEST UNION	03/26/1942	Active	22	1	1	0.00%	22	15	1	Y	5		11/2025		
138498	Western Dubuque	06/18/2019	Active	6	0	0	0.00%	5		11	Y	8		10/2025		


Clubs Cancelled Previous Fiscal Year – Clubs Cancelled within last 12 months may be reinstated

Club Number	Club Name	Charter Date	Current Status*	Cancellation Date
4124	MANCHESTER	10/08/1941	Cancelled(6*)	09/29/2024

Current Total Clubs Count	YTD New Clubs Count	YTD Cancelled Clubs Count	YTD Net Club Gain	Current Total Members Count	YTD Add	YTD Drop	YTD Net Growth	YTD Net Growth %	Member Count 12 Months Ago	Average Member Count Per Club	% of Clubs with less than 20 members	% No Officer Report in 12 Months	% of Clubs with balance 90+ days	Number of Clubs in Status Quo	% Status Quo Clubs in Financial Suspension	Number of Cancelled Clubs	Average Cancelled Club Age	Members Lost Due to Cancellation	% of Clubs Cancelled for Non-Financial Reasons
40	0	0	0	1,066	40	36	4	0.38%	1,060	27	45%	0%	13%	0	0%	0	0	0	0%



Club Health Assessment for District 9 NE through December 2025

			Status	Membership					Reports				Finance	LCIF		
Club Number	Club Name	Charter Date	Times in Status Quo in Past 2 Years	Current Member Count **	YTD Members Added	YTD Members Dropped	YTD Net Growth% ***	Member Count 1 Year Ago	Dropped Members Avg.Length of Service	Months Since Membership Update	Current Officers Reported ****	Current President Repeated Term	VP Reported *****	Last Date Reported Service (mm/yyyy)	Account Balance	YTD Donations

* - P - Priority Club. Cancellation Reasons: 1-Objectives/conduct, 2-Non-active club, 5-Non-existing club, 6-Disbanding, 7-Merger, 8-Financial Suspension, 9-District/Multiple District Dues.

** Red denotes below 15 active members.

*** Red denotes 20% + loss.

**** Y - all 3 (President, Secretary, Treasurer) club officers reported, N - not all 3 reported.

***** Abbreviation: N-New, IP-Immediate Past, R-Repeat.



Club Health Assessment for District 9 NW through December 2025

			Status	Membership					Reports					Finance	LCIF	
Club Number	Club Name	Charter Date	Times in Status Quo in Past 2 Years	Current Member Count **	YTD Members Added	YTD Members Dropped	YTD Net Growth% ***	Member Count 1 Year Ago	Dropped Members Avg.Length of Service	Months Since Membership Update	Current Officers Reported ****	Current President Repeated Term	VP Reported *****	Last Date Reported Service (mm/yyyy)	Account Balance	YTD Donations
Clubs more than two years old																
38267	AKRON	04/16/1980	Active	26	2	0	8.33%	25		1	Y		N	12/2025		\$500.00
Exc Award (06/30/2024)																
4023	BADGER	03/09/1973	Active	6	0	0	0.00%	9		3	Y		N	10/2025		
4270	BOONE	05/12/1921	Active	21	1	2	-4.55%	24	2	2	Y		R	12/2025		\$150.00
32065	CARROLL	04/14/1976	Active	23	0	0	0.00%	23		0	Y		N	12/2025		
4232	CHURDAN	12/11/1941	Active	35	0	0	0.00%	34		9	Y		N	12/2024		
43715	COON RAPIDS	04/03/1984	Active	28	0	3	-9.68%	31	17	3	Y		N	06/2017		
4027	DAYTON	06/24/1968	Active	10	0	0	0.00%	10		23	Y	4		09/2014		
4030	EVERLY	06/13/1961	Active	28	0	0	0.00%	25		7	Y		N	03/2025		
4032	FORT DODGE	08/19/1921	Active	24	6	3	14.29%	22	0	0	Y		N	12/2025		\$1,832.00
4242	GRAND JUNCTION	10/04/1932	Active	14	2	1	7.69%	13	13	0	Y		N	03/2025		
37665	HARTLEY	11/08/1979	Active(1)	16	17	1	100.00%	21	8	0	Y			03/2025		
4038	LE MARS	05/11/1921	Active	19	0	0	0.00%	19		11	Y	13		03/2025		\$1,000.00
4039	LEHIGH	01/31/1973	Active	11	0	0	0.00%	11		7	Y		N	12/2018		
28134	LOHRVILLE	03/18/1974	Active	11	0	0	0.00%	11		6	Y	15	R	03/2025		
4285	MADRID	11/26/1929	Active	43	3	1	4.88%	43	5	0	Y		N	03/2025		
Exc Award (06/30/2023)																
41874	MANSON	10/01/1982	Active	10	0	0	0.00%	10		6	Y		N	04/2025		
33925	MARCUS	05/31/1977	Active	23	0	0	0.00%	23		16	Y			03/2025		
4293	OGDEN	11/29/1929	Active	24	1	3	-7.69%	24	25	0	Y	2	R	03/2025		
4043	ORANGE CITY	02/24/1930	Active	33	2	5	-8.33%	33	3	0	Y		N	03/2025		\$100.00
4046	PETERSON	03/20/1957	Active	40	0	0	0.00%	41		2	Y		N	08/2025		
4048	REMSEN	02/29/1940	Active	17	0	0	0.00%	17		7	Y	2	R	03/2025		
4259	RIPPEY	03/09/1944	Active	9	0	0	0.00%	9		9	Y	5		03/2025		
4051	ROLFE	04/15/1953	Active	20	2	2	0.00%	20	11	0	Y	7	R	03/2025		
4052	ROYAL	11/15/1957	Active	31	3	0	10.71%	28		0	N	None	N	03/2025	90+ Days	
4056	SIOUX CITY	06/12/1920	Active	18	4	3	5.88%	16	7	1	Y	4	R	03/2025		\$50.00



Club Health Assessment for District 9 NW through December 2025

INTERNATIONAL

Club Number	Club Name	Charter Date	Status	Membership						Reports				Finance	LCIF	
			Times in Status Quo in Past 2 Years	Current Member Count **	YTD Members Added	YTD Members Dropped	YTD Net Growth% ***	Member Count 1 Year Ago	Dropped Members Avg.Length of Service	Months Since Membership Update	Current Officers Reported ****	Current President Repeated Term	VP Reported *****	Last Date Reported Service (mm/yyyy)	Account Balance	YTD Donations
47864	WALL LAKE	11/25/1987	Active	16	0	0	0.00%	16		5	Y		N	03/2025		\$200.00
	Exc Award (06/30/2024)															
4060	WEST BEND	01/24/1966	Active	11	0	2	-15.38%	13	8	4	Y	6	R	03/2025		\$200.00
4307	WOODWARD	11/10/1969	Active	14	0	1	-6.67%	16	2	0	Y		R	03/2025		
	Exc Award (06/30/2024)															

Clubs Cancelled Previous Fiscal Year – Clubs Cancelled within last 12 months may be reinstated

Club Number	Club Name	Charter Date	Current Status*	Cancellation Date
29401	FORT DODGE EVENING	05/31/1974	Cancelled(6*)	06/29/2025
4054	SAC CITY	12/09/1948	Cancelled(8*)	06/29/2025

Current Total Clubs Count	YTD New Clubs Count	YTD Cancelled Clubs Count	YTD Net Club Gain	Current Total Members Count	YTD Add	YTD Drop	YTD Net Growth	YTD Net Growth %	Member Count 12 Months Ago	Average Member Count Per Club	% of Clubs with less than 20 members	% No Officer Report in 12 Months	% of Clubs with balance 90+ days	Number of Clubs in Status Quo	% Status Quo Clubs in Financial Suspension	Number of Cancelled Clubs	Average Cancelled Club Age	Members Lost Due to Cancellation	% of Clubs Cancelled for Non-Financial Reasons
28	0	0	0	581	43	27	16	2.83%	587	21	50%	0%	4%	0	0%	0	0	0	0%

* - P - Priority Club. Cancellation Reasons: 1-Objectives/conduct, 2-Non-active club, 5-Non-existing club, 6-Disbanding, 7-Merger, 8-Financial Suspension, 9-District/Multiple District Dues.

** Red denotes below 15 active members.

*** Red denotes 20% + loss.

**** Y - all 3 (President, Secretary, Treasurer) club officers reported, N - not all 3 reported.

***** Abbreviation: N-New, IP-Immediate Past, R-Repeat.



Club Health Assessment for District 9 SE through December 2025

			Status	Membership						Reports				Finance	LCIF	
Club Number	Club Name	Charter Date	Times in Status Quo in Past 2 Years	Current Member Count **	YTD Members Added	YTD Members Dropped	YTD Net Growth% ***	Member Count 1 Year Ago	Dropped Members Avg.Length of Service	Months Since Membership Update	Current Officers Reported ****	Current President Repeated Term	VP Reported *****	Last Date Reported Service (mm/yyyy)	Account Balance	YTD Donations
Clubs more than two years old																
4181	ALBIA	06/22/1921	Active	9	0	0	0.00%	9		2	Y		IP	09/2023		\$300.00
4143	BIRMINGHAM	12/06/1965	Active	10	0	2	-16.67%	12	32	0	Y		N	10/2025		\$100.00
Exc Award (06/30/2023)																
35684	BRIGHTON	05/25/1978	Active	14	0	0	0.00%	14		7	Y			02/2018		
4147	BURLINGTON HOST	04/12/1921	Active	31	1	2	-3.13%	31	21	1	Y		N	10/2021		\$1,780.00
4188	CENTERVILLE	03/17/1939	Active(1)	8	0	0	0.00%	8		7	N	14		05/2015		
136946	Clear Creek	11/29/2018	Active(1)	11	4	2	22.22%	9	6	0	Y	2		12/2025		\$100.00
38023	COLUMBUS JUNCTION	02/29/1980	Active	29	0	1	-3.33%	29	23	2	Y			11/2025		\$2,100.00
4190	CORYDON	11/18/1969	Active	18	0	0	0.00%	18		6	Y		N	07/2025		
4149	CRAWFORDSVILLE	05/28/1953	Active	18	0	0	0.00%	18		16	Y	2		12/2024		\$500.00
32506	DANVILLE	06/21/1976	Active	16	0	0	0.00%	16		20	Y		N	07/2025		
4153	FAIRFIELD	04/28/1921	Active	33	0	2	-5.71%	35	54	0	Y		N	10/2025		
Exc Award (06/30/2018)																
4155	FORT MADISON	06/19/1920	Active	34	4	1	9.68%	32	16	2	Y			10/2025		\$100.00
4156	FREMONT	11/05/1953	Active	25	0	1	-3.85%	27	3	1	Y		N	06/2024		
42751	GRANDVIEW & LETTS	06/30/1983	Active	18	2	2	0.00%	19	12	0	Y	5	N	11/2025		\$1,000.00
Exc Award (06/30/2016, 06/30/2017)																
4329	IOWA CITY	12/15/1920	Active	24	1	0	4.35%	35		0	Y	5		11/2025		\$2,000.00
4158	KEOKUK	03/09/1921	Active	13	0	0	0.00%	16		6	Y	3	R	02/2023		
29911	KEOSAUQUA	11/06/1974	Active	26	0	0	0.00%	26		4	Y		N	12/2021		\$2,000.00
39342	LEIGHTON	01/31/1981	Active	15	2	1	7.14%	13	0	2	Y	3	R	11/2025		
4160	LOCKRIDGE	03/23/1956	Active(1)	16	0	0	0.00%	16		1	Y		N	03/2023		
42162	LONE TREE	01/19/1983	Active	22	4	0	22.22%	18		0	Y		N	12/2025		\$255.00
4161	MEDIAPOLIS	03/18/1949	Active	16	0	3	-15.79%	19	4	3	Y	2	R	04/2022		
54546	MELCHER-DALLAS	06/02/1993	Active	12	0	0	0.00%	13		10	Y	2	R	12/2025		
Exc Award (06/30/2018)																
4162	MILTON	03/16/1954	Active	11	0	1	-8.33%	5	0	2	Y		N	11/2025		
29624	NEW LONDON	07/23/1974	Active	13	0	0	0.00%	14		7	Y			07/2022		



Club Health Assessment for District 9 SE through December 2025

			Membership							Reports				Finance		LCIF		
Club Number	Club Name	Charter Date	Status	Current Member Count **	YTD Members Added	YTD Members Dropped	YTD Net Growth% ***	Member Count 1 Year Ago	Dropped Members Avg.Length of Service	Months Since Membership Update	Current Officers Reported ****	Current President Repeated Term	VP Reported *****	Last Date Reported Service (mm/yyyy)	Account Balance	YTD Donations		
			Times in Status Quo in Past 2 Years															
104428	NORTH LIBERTY	02/04/2009	Active	16	0	1	-5.88%	17	16	1	Y		N	12/2025				
108239	OSKALOOSA	04/28/2010	P- Active	5	2	0	66.67%	16		1	Y	2	N	12/2025				
Exc Award (06/30/2017, 06/30/2021)																		
4168	OTTUMWA NOON	05/02/1939	Active	49	2	1	2.08%	50	44	0	Y		N	12/2025				
4171	SIGOURNEY	11/19/1953	Active	12	0	0	0.00%	12		13	Y	2	R	09/2025				
129932	Solon Centennial Lions Club	01/30/2017	Active	31	2	3	-3.13%	30	7	1	Y		N	10/2025				
4172	STOCKPORT	11/27/1957	Active	13	0	1	-7.14%	13	8	1	Y		N	04/2018				
4348	VICTOR	11/13/1956	Active	18	0	0	0.00%	18		32	Y	4	R	12/2025				
Exc Award (06/30/2018)																		
4174	WASHINGTON	12/21/1972	Active	24	2	0	9.09%	23		4	Y	2	N	08/2025		\$600.00		
4175	WAYLAND	04/10/1958	Active	25	3	0	13.64%	22		1	N	None		12/2024				
4177	WEST BURLINGTON	10/21/1971	Active	23	1	0	4.55%	24		1	Y	4	N	07/2025				
4178	WEST CHESTER	03/01/1956	Active	22	0	2	-8.33%	20	5	1	Y	15		07/2022				
4179	WHAT CHEER	12/17/1953	Active	10	0	0	0.00%	10		14	Y	19	R	03/2018		\$100.00		
4354	WILLIAMSBURG	10/21/1938	Active	32	0	1	-3.03%	32	23	3	Y	14	R	04/2025				
4180	WINFIELD	11/17/1941	Active	19	0	2	-9.52%	22	17	0	Y		N	08/2021				
Current Total Clubs Count	YTD New Clubs Count	YTD Cancelled Clubs Count	YTD Net Club Gain	Current Total Members Count	YTD Add	YTD Drop	YTD Net Growth %	Member Count 12 Months Ago	Average Member Count Per Club	% of Clubs with less than 20 members	% No Officer Report in 12 Months	% of Clubs with balance 90+ days	Number of Clubs in Status Quo	% Status Quo Clubs in Financial Suspension	Number of Cancelled Clubs	Average Cancelled Club Age	Members Lost Due to Cancellation	% of Clubs Cancelled for Non-Financial Reasons
38	0	0	0	741	30	29	1	0.14%	761	20	61%	0%	0%	0	0%	0	0	0

* - P - Priority Club. Cancellation Reasons: 1-Objectives/conduct, 2-Non-active club, 5-Non-existing club, 6-Disbanding, 7-Merger, 8-Financial Suspension, 9-District/Multiple District Dues.

** Red denotes below 15 active members.

*** Red denotes 20% + loss.

**** Y - all 3 (President, Secretary, Treasurer) club officers reported, N - not all 3 reported.

***** Abbreviation: N-New, IP-Immediate Past, R-Repeat.




Club Health Assessment for District 9 SW through December 2025

			Status	Membership						Reports				Finance	LCIF	
Club Number	Club Name	Charter Date	Times in Status Quo in Past 2 Years	Current Member Count **	YTD Members Added	YTD Members Dropped	YTD Net Growth% ***	Member Count 1 Year Ago	Dropped Members Avg.Length of Service	Months Since Membership Update	Current Officers Reported ****	Current President Repeated Term	VP Reported *****	Last Date Reported Service (mm/yyyy)	Account Balance	YTD Donations
Clubs more than two years old																
4223	ADAIR	08/23/1951	Active	16	0	1	-5.88%	17	6	0	Y		R	12/2025		\$3,150.00
	Exc Award (06/30/2017, 06/30/2020, 06/30/2021, 06/30/2022, 06/30/2023, 06/30/2024)															
4264	ADEL	11/28/1952	Active	49	2	1	2.08%	45	2	0	Y			12/2025	90+ Days	\$100.00
33408	AFTON	02/28/1977	Active	19	0	2	-9.52%	20	3	0	Y		N	06/2025		
	Exc Award (06/30/2022)															
4225	ATLANTIC	02/07/1928	Active	26	2	1	4.00%	25	37	0	Y			09/2025	90+ Days	
4226	AUDUBON	04/16/1943	Active	43	4	0	10.26%	39		1	Y		N	12/2025	90+ Days	\$1,000.00
	Exc Award (06/30/2017, 06/30/2023, 06/30/2024)															
4229	BEDFORD	10/15/1946	Active(1)	17	0	0	0.00%	17		26	Y	2	R	10/2016		\$25.00
4234	CLEARFIELD	05/29/1952	Active	175	10	2	4.79%	184	5	0	Y		N	01/2018		\$500.00
4236	COUNCIL BLUFFS	06/19/1921	Active	23	0	1	-4.17%	24	4	3	Y	2	R	12/2025		\$1,000.00
	Exc Award (06/30/2017, 06/30/2018, 06/30/2022, 06/30/2023)															
4237	CRESTON	04/18/1952	Active	23	0	0	0.00%	24		2	Y		N	02/2024		\$1,000.00
51365	DEXTER	02/28/1991	Active	9	0	0	0.00%	11		9	Y	2		03/2025		\$25.00
4240	DIAGONAL	05/26/1952	Active(1)	65	1	0	1.56%	61		4	Y	2	N	08/2024		\$100.00
36044	EXIRA	09/18/1978	Active	34	2	0	6.25%	36		0	Y	2	R	12/2025		\$5,100.00
	Exc Award (06/30/2016, 06/30/2017, 06/30/2018, 06/30/2019, 06/30/2021, 06/30/2022, 06/30/2024)															
31736	FONTANELLE	02/24/1976	Active	7	0	2	-22.22%	9	10	1	Y	10	R	10/2025		\$500.00
4241	GLENWOOD	01/16/1939	Active	20	1	2	-4.76%	23	7	0	Y	2	R	12/2025	90+ Days	\$100.00
4197	GRAND RIVER	11/24/1954	Active	22	0	0	0.00%	16		8	Y	7	R	01/2025		
4243	GREENFIELD	02/26/1952	Active	31	0	0	0.00%	31		2	Y		N	07/2023		\$500.00
4245	GUTHRIE CENTER	06/16/1924	Active	34	0	2	-5.56%	34	32	2	Y		N	12/2024		\$650.00
147565	Hamburg	07/15/2021	Active	10	0	0	0.00%	8		6	Y		N	10/2024		\$25.00
4246	HARLAN	01/05/1955	Active	35	2	1	2.94%	33	9	0	Y		R	09/2023		
4199	INDIANOLA	01/24/1930	Active	68	2	4	-2.86%	74	17	0	Y		N	12/2025		\$3,050.00



Club Health Assessment for District 9 SW through December 2025

			Status	Membership					Reports					Finance	LCIF	
Club Number	Club Name	Charter Date	Times in Status Quo in Past 2 Years	Current Member Count **	YTD Members Added	YTD Members Dropped	YTD Net Growth% ***	Member Count 1 Year Ago	Dropped Members Avg.Length of Service	Months Since Membership Update	Current Officers Reported ****	Current President Repeated Term	VP Reported *****	Last Date Reported Service (mm/yyyy)	Account Balance	YTD Donations
Exc Award (06/30/2021, 06/30/2023, 06/30/2024)																
56972	INDIANOLA BREAKFAST	05/26/1995	Active	8	0	0	0.00%	8		17	Y	8	R	08/2021		\$25.00
4247	JAMAICA	04/25/1966	Active	14	0	0	0.00%	15		5	Y		N	10/2023		\$100.00
4203	LAMONI	03/17/1970	Active	29	3	1	7.41%	32	2	2	Y	4	R	11/2025		
4204	LEON	04/12/1956	Active	14	2	2	0.00%	13	7	3	Y	3		06/2023		\$50.00
4250	LINDEN	09/11/1967	Active	5	0	0	0.00%	8		7	Y	2		06/2024		
4251	LORIMOR	06/07/1940	Active	14	0	0	0.00%	14		13	Y	7	R	09/2025		
4206	MARTENSDALE	12/26/1972	Active	8	0	0	0.00%	8		18	Y	4	R	11/2023		\$200.00
Exc Award (06/30/2022)																
4207	MILO	04/20/1954	Active	21	0	0	0.00%	20		11	Y	2	N	11/2025		
4253	MISSOURI VALLEY	06/29/1953	Active	14	0	0	0.00%	22		2	Y			05/2025		
4254	MOUNT AYR	06/18/1947	Active	22	1	1	0.00%	24	1	1	Y	2	R	02/2022		\$25.00
4210	MURRAY	06/08/1932	Active	10	0	0	0.00%	11		2	Y	2	R	10/2025		\$50.00
33514	NEOLA	03/24/1977	Active	32	1	1	0.00%	35	16	0	Y		N	12/2025		\$1,773.68
Exc Award (06/30/2016, 06/30/2017, 06/30/2018, 06/30/2019)																
4211	NEW VIRGINIA	10/13/1941	Active	13	0	0	0.00%	13		16	Y		N	02/2023		\$25.00
31006	NORWALK	06/30/1975	Active	24	0	0	0.00%	29		6	Y		N	03/2024		\$550.00
4256	PANORA	03/10/1955	Active	15	0	0	0.00%	15		0	Y		N	06/2025		
Exc Award (06/30/2016, 06/30/2018)																
4294	PERRY	02/07/1972	Active	20	1	1	0.00%	20	45	2	Y		N	11/2025	90+ Days	
Exc Award (06/30/2024)																
4296	REDFIELD	09/25/1956	Active	7	0	0	0.00%	8		8	Y		IP	12/2023		\$100.00
Exc Award (06/30/2018)																
4216	ST CHARLES	02/28/1946	Active	21	0	0	0.00%	23		2	Y		N	08/2018		\$25.00
100971	STUART	01/21/2008	Active	8	0	1	-11.11%	9	8	5	Y	2	R	03/2025		
4263	TINGLEY	10/11/1957	Active	37	0	0	0.00%	37		0	Y	6	R	04/2022		\$25.00
46816	VILLISCA	01/15/1987	Active	18	3	1	12.50%	18	10	1	Y	3	R	11/2025	90+ Days	\$50.00
Exc Award (06/30/2017, 06/30/2019)																
138479	Waukee	06/04/2019	Active	14	2	1	7.69%	12	18	1	Y		IP	12/2025		\$350.00



Club Health Assessment for District 9 SW through December 2025

INTERNATIONAL

Club Number	Club Name	Charter Date	Status	Membership						Reports				Finance	LCIF	
			Times in Status Quo in Past 2 Years	Current Member Count **	YTD Members Added	YTD Members Dropped	YTD Net Growth% ***	Member Count 1 Year Ago	Dropped Members Avg.Length of Service	Months Since Membership Update	Current Officers Reported ****	Current President Repeated Term	VP Reported *****	Last Date Reported Service (mm/yyyy)	Account Balance	YTD Donations
4222	WINTERSET	05/26/1939	Active(1)	30	3	4	-3.23%	33	2	0	Y		N	12/2025		
Exc Award (06/30/2023)																

Clubs Cancelled Previous Fiscal Year – Clubs Cancelled within last 12 months may be reinstated

Club Number	Club Name	Charter Date	Current Status*	Cancellation Date
4228	BAYARD	02/08/1950	Cancelled(6*)	06/29/2025
4200	INDIANOLA EVENING	10/05/1970	Cancelled(6*)	03/29/2025

Current Total Clubs Count	YTD New Clubs Count	YTD Cancelled Clubs Count	YTD Net Club Gain	Current Total Members Count	YTD Add	YTD Drop	YTD Net Growth	YTD Net Growth %	Member Count 12 Months Ago	Average Member Count Per Club	% of Clubs with less than 20 members	% No Officer Report in 12 Months	% of Clubs with balance 90+ days	Number of Clubs in Status Quo	% Status Quo Clubs in Financial Suspension	Number of Cancelled Clubs	Average Cancelled Club Age	Members Lost Due to Cancellation	% of Clubs Cancelled for Non-Financial Reasons
43	0	0	0	1,124	42	32	10	0.90%	1,158	26	47%	0%	14%	0	0%	0	0	0	0%

* - P - Priority Club. Cancellation Reasons: 1-Objectives/conduct, 2-Non-active club, 5-Non-existing club, 6-Disbanding, 7-Merger, 8-Financial Suspension, 9-District/Multiple District Dues.

** Red denotes below 15 active members.

*** Red denotes 20% + loss.

**** Y - all 3 (President, Secretary, Treasurer) club officers reported, N - not all 3 reported.

***** Abbreviation: N-New, IP-Immediate Past, R-Repeat.




Club Health Assessment for District 27 A1 through December 2025

			Status	Membership						Reports				Finance	LCIF	
Club Number	Club Name	Charter Date	Times in Status Quo in Past 2 Years	Current Member Count **	YTD Members Added	YTD Members Dropped	YTD Net Growth% ***	Member Count 1 Year Ago	Dropped Members Avg.Length of Service	Months Since Membership Update	Current Officers Reported ****	Current President Repeated Term	VP Reported *****	Last Date Reported Service (mm/yyyy)	Account Balance	YTD Donations
Clubs less than two years old																
182265	Franklin Lioness	06/26/2025	Active	22	1	1	0.00%	0	1	3	Y	2	N	10/2025		
Clubs more than two years old																
10320	BIG BEND VERNON L C	06/03/1955	Active	75	0	0	0.00%	73		6	Y		N	06/2025		
	Exc Award (06/30/2017, 06/30/2018, 06/30/2019, 06/30/2024)															
10321	BURLINGTON	03/09/1950	Active	27	1	1	0.00%	30	0	1	Y	2	N	12/2025		
	Exc Award (06/30/2023, 06/30/2024)															
10322	CALEDONIA	04/21/1967	Active(1)	6	0	0	0.00%	6		24	Y	9	R	10/2025		
38898	CAMBRIDGE AREA	09/22/1980	Active	69	4	0	6.15%	68		1	Y		N	10/2024		
10323	CUDAHY	03/29/1950	Active	39	0	2	-4.88%	42	13	3	Y		N	09/2022		\$2,000.00
10324	DELAVAN	05/16/1938	Active	23	0	2	-8.00%	25	10	0	Y		N	11/2025		
10325	DOUSMAN OTTAWA L C	02/10/1965	Active	23	4	0	21.05%	19		0	Y	2	R	06/2025		
146194	Eagle Lioness	06/15/2021	Active	17	0	0	0.00%	16		11	Y		N	12/2025		\$350.00
	Exc Award (06/30/2022)															
10326	EAGLE WISCONSIN INC	03/16/1964	Active	10	0	0	0.00%	10		15	Y			06/2025		
10327	EAST TROY	12/10/1937	Active	52	10	7	6.12%	49	18	0	Y		R	12/2025		\$540.00
	Exc Award (06/30/2018, 06/30/2022)															
10328	ELKHORN	10/15/1952	Active	50	3	2	2.04%	45	12	0	Y		N	08/2025		\$750.00
	Exc Award (06/30/2017, 06/30/2025)															
40507	FONTANA BIG FOOT	11/18/1981	Active	53	1	2	-1.85%	53	2	0	Y		N	03/2024		\$100.00
	Exc Award (06/30/2017)															
10329	FORT ATKINSON	02/28/1930	Active	68	0	4	-5.56%	71	25	0	Y		N	09/2025		
10330	FRANKLIN	10/01/1957	Active	47	1	3	-4.08%	71	35	0	Y	3	R	12/2025		\$1,000.00
	Exc Award (06/30/2022, 06/30/2024)															
47285	FRANKLIN NOON	04/30/1987	Active	24	4	1	14.29%	21	27	0	Y		N	06/2025		\$100.00
10331	GENOA CITY	10/18/1960	Active	17	0	4	-19.05%	20	7	0	Y		N	12/2025		
	Exc Award (06/30/2016, 06/30/2018, 06/30/2021, 06/30/2023)															
77955	GREATER GREENFIELD	12/19/2003	Active	16	0	0	0.00%	16		8	Y	7	R	04/2025		



Club Health Assessment for District 27 A1 through December 2025

			Status	Membership					Reports					Finance	LCIF	
Club Number	Club Name	Charter Date	Times in Status Quo in Past 2 Years	Current Member Count **	YTD Members Added	YTD Members Dropped	YTD Net Growth***	Member Count 1 Year Ago	Dropped Members Avg.Length of Service	Months Since Membership Update	Current Officers Reported ****	Current President Repeated Term	VP Reported *****	Last Date Reported Service (mm/yyyy)	Account Balance	YTD Donations
10332	GREENDALE	11/10/1955	Active	76	6	0	8.57%	77		1	Y		N	12/2025	90+ Days	\$50.00
Exc Award (06/30/2024)																
10333	GREENFIELD	09/10/1957	Active	6	0	0	0.00%	6		31	Y	10	R	11/2025		
10334	HALES CORNERS	10/16/1956	Active	49	2	8	-10.91%	52	18	0	Y		R	12/2025		
Exc Award (06/30/2016, 06/30/2017, 06/30/2018, 06/30/2023)																
35542	JEFFERSON	05/15/1978	Active	22	1	0	4.76%	21		1	Y		N	10/2025		
Exc Award (06/30/2018, 06/30/2023)																
10336	KENOSHA GREATER	10/12/1967	Active	13	0	1	-7.14%	14	41	0	Y	3		11/2022		
10335	KENOSHA NOON	12/28/1948	Active	18	4	1	20.00%	13	22	2	Y	2	R	07/2025		
Exc Award (06/30/2023)																
10338	LAKE GENEVA	03/30/1937	Active	75	1	0	1.35%	73		5	Y		N	12/2022		
10339	LAKE MILLS	02/17/1970	Cancelled(8*)	1	0	11	-91.67%	12	12	0	N	None		01/2023		
45772	MILWAUKEE BAY VIEW	02/10/1986	Active	16	0	0	0.00%	15		5	Y	2	N	07/2025		
133199	Milwaukee Greater	11/21/2017	Active(1)	7	0	1	-12.50%	9	8	0	N	6		07/2025		
10342	MUKWONAGO	12/04/1960	Active	41	2	0	5.13%	38		0	Y	2	N	12/2025		\$1,000.00
Exc Award (06/30/2022)																
10343	MUSKEGO	02/16/1950	Active	46	3	3	0.00%	47	11	0	Y		N	08/2025		\$2,020.00
Exc Award (06/30/2016, 06/30/2017, 06/30/2024)																
10344	NEW BERLIN	04/19/1950	Active	53	0	7	-11.67%	57	15	0	Y		N	12/2025		\$220.00
Exc Award (06/30/2016, 06/30/2017)																
10345	NORTH PRAIRIE	05/26/1950	Active	20	0	0	0.00%	19		6	Y	2	R	04/2024		
10346	OAK CREEK	06/10/1958	Active	145	16	30	-8.81%	155	3	0	Y		N	12/2025		
Exc Award (06/30/2016, 06/30/2017, 06/30/2018, 06/30/2021, 06/30/2022, 06/30/2023, 06/30/2024)																
56797	PADDOCK LAKE	04/13/1995	Active	20	0	3	-13.04%	23	5	1	Y		N	06/2025		
Exc Award (06/30/2016, 06/30/2018, 06/30/2024)																
40862	PALMYRA	02/22/1982	Active	30	2	1	3.45%	29	32	0	Y		R	12/2025		
10347	PROSPECT	02/10/1950	Active	40	5	0	14.29%	39		1	Y	2	R	06/2025		
10348	RACINE	11/25/1929	Active	15	0	0	0.00%	15		4	Y		IP	03/2024		



Club Health Assessment for District 27 A1 through December 2025

INTERNATIONAL						Status				Membership				Reports				Finance		LCIF	
						Times in Status Quo in Past 2 Years	Current Member Count **	YTD Members Added	YTD Members Dropped	YTD Net Growth***	Member Count 1 Year Ago	Dropped Members Avg.Length of Service	Months Since Membership Update	Current Officers Reported ****	Current President Repeated Term	VP Reported *****	Last Date Reported Service (mm/yyyy)	Account Balance	YTD Donations		
Club Number	Club Name	Charter Date																			
39525	SHARON	03/18/1981	Active	22	0	5	-18.52%	30	4	2	Y	2	R	07/2025				\$1,660.00			
	Exc Award (06/30/2018, 06/30/2022, 06/30/2024)																				
10350	SOUTH MILWAUKEE	09/13/1937	Active	59	1	0	1.72%	60		3	Y		N	12/2025				\$575.00			
	Exc Award (06/30/2016, 06/30/2018, 06/30/2019, 06/30/2021, 06/30/2022, 06/30/2023)																				
10349	ST FRANCIS	04/14/1970	Active	20	1	2	-4.76%	24	7	3	Y		R	09/2024							
10352	TICHIGAN LAKE L C	02/20/1969	Active	112	4	14	-8.20%	120	6	0	Y		R	12/2025							
	Exc Award (06/30/2016, 06/30/2017, 06/30/2018, 06/30/2019, 06/30/2022, 06/30/2023)																				
10353	UNION GROVE	02/22/1949	Active	40	0	0	0.00%	35		2	Y	2	N	02/2025				\$500.00			
10354	WALES GENESEE	03/06/1973	Active	32	3	0	10.34%	33		3	Y		N	10/2025							
	Exc Award (06/30/2018)																				
10355	WATERFORD	11/06/1960	Active	70	2	8	-7.89%	64	9	1	Y		N	10/2025				\$205.00			
	Exc Award (06/30/2022, 06/30/2025)																				
10356	WAUKESHA	09/28/1937	Active	37	0	3	-7.50%	37	24	1	Y			08/2025							
10358	WEST ALLIS	01/14/1938	Active	20	5	4	5.26%	20	8	0	Y		N	12/2025				\$20.00			
	Exc Award (06/30/2016)																				
31429	WEST ALLIS CENTRAL	12/08/1975	Active	15	7	0	87.50%	11		0	Y		IP	04/2024							
	Exc Award (06/30/2018, 06/30/2024)																				
10359	WEST MILWAUKEE	10/28/1937	Active	14	0	0	0.00%	14		7	Y	14	R	06/2025							
10361	WHITEWATER	02/17/1939	Active	37	8	0	27.59%	29		2	Y		N	11/2025				\$20.00			
10362	WILLIAMS BAY	08/08/1946	Active	60	5	1	7.14%	58	11	3	Y		N	05/2025	90+ Days						
	Exc Award (06/30/2016, 06/30/2022)																				
148184	Williams Bay Lioness	09/07/2021	Active	17	1	0	6.25%	19		1	Y		N	08/2025				\$110.00			
10363	WIND LAKE	03/22/1966	Active	17	0	0	0.00%	18		6	Y		R	06/2025							
Current Total Clubs Count	YTD New Clubs Count	YTD Cancelled Clubs Count	YTD Net Club Gain	Current Total Members Count	YTD Add	YTD Drop	YTD Net Growth %	Member Count 12 Months Ago	Average Member Count Per Club	% of Clubs with less than 20 members	% No Officer Report in 12 Months	% of Clubs with balance 90+ days	Number of Clubs in Status Quo	% Status Quo Clubs in Financial Suspension	Number of Cancelled Clubs	Average Cancelled Club Age	Members Lost Due to Cancellation	% of Clubs Cancelled for Non-Financial Reasons			
51	0	1	-1	1,903	108	132	-24	-1.25%	1,921	37	29%	0%	2%	0	0%	1	56	11	0%		



Club Health Assessment for District 27 A1 through December 2025

			Status		Membership					Reports					Finance	LCIF
Club Number	Club Name	Charter Date	Times in Status Quo in Past 2 Years	Current Member Count **	YTD Members Added	YTD Members Dropped	YTD Net Growth% ***	Member Count 1 Year Ago	Dropped Members Avg.Length of Service	Months Since Membership Update	Current Officers Reported ****	Current President Repeated Term	VP Reported *****	Last Date Reported Service (mm/yyyy)	Account Balance	YTD Donations

* - P - Priority Club. Cancellation Reasons: 1-Objectives/conduct, 2-Non-active club, 5-Non-existing club, 6-Disbanding, 7-Merger, 8-Financial Suspension, 9-District/Multiple District Dues.
** Red denotes below 15 active members.
*** Red denotes 20% + loss.
**** Y - all 3 (President, Secretary, Treasurer) club officers reported, N - not all 3 reported.
***** Abbreviation: N-New, IP-Immediate Past, R-Repeat.




Club Health Assessment for District 27 A2 through December 2025

			Status	Membership						Reports				Finance	LCIF	
Club Number	Club Name	Charter Date	Times in Status Quo in Past 2 Years	Current Member Count **	YTD Members Added	YTD Members Dropped	YTD Net Growth% ***	Member Count 1 Year Ago	Dropped Members Avg.Length of Service	Months Since Membership Update	Current Officers Reported ****	Current President Repeated Term	VP Reported *****	Last Date Reported Service (mm/yyyy)	Account Balance	YTD Donations
Clubs less than two years old																
191964	Milwaukee Kubwa	12/30/2025	Newly Chartered	15	15	0	100.00%	0		0	Y					
Clubs more than two years old																
40746	ALLENTON	01/08/1982	Active	49	2	3	-2.00%	46	16	0	Y	2	R	12/2025	90+ Days	
36313	ASHIPPUN	12/21/1978	Active	29	2	2	0.00%	30	20	0	Y		N	11/2025		
Exc Award (06/30/2023, 06/30/2024)																
10365	BEAVER DAM	06/24/1953	Active	38	8	2	18.75%	30	40	2	Y		N	12/2025		
Exc Award (06/30/2022)																
10366	BELGIUM	03/16/1953	Active	38	0	1	-2.56%	36	26	4	Y			12/2025		
10369	BROWNSVILLE	04/13/1965	Active(1)	19	0	0	0.00%	19		1	Y	6	N	12/2025		
10371	CEDARBURG	07/29/1946	Active	96	8	4	4.35%	90	15	1	Y		N	10/2025		
44717	CLYMAN	03/18/1985	Active	24	0	1	-4.00%	24	39	0	Y	9	R	04/2025		
46819	COLUMBUS	01/31/1987	Active	25	0	3	-10.71%	29	6	3	Y			12/2025		
Exc Award (06/30/2023, 06/30/2024)																
10372	DELAFIELD SUMMIT	07/28/1954	Active	36	1	0	2.86%	33		0	Y		N	11/2025		
10374	FREDONIA	09/12/1973	Active	45	2	1	2.27%	42	47	1	Y		R	12/2025		
137629	Glendale	04/22/2019	Active	9	0	1	-10.00%	10	6	3	Y		N	05/2025		
10377	GRAFTON	06/24/1946	Active	94	16	20	-4.08%	92	7	0	Y		N	12/2025		\$4,422.00
Exc Award (06/30/2019, 06/30/2024)																
10378	HARTFORD	01/27/1939	Active	72	4	2	2.86%	63	1	0	Y			10/2025		\$1,000.00
43615	HORICON	03/05/1984	Active	16	0	1	-5.88%	17	12	5	Y		N	11/2025		\$120.00
10380	HUSTISFORD	07/12/1951	Active	24	0	0	0.00%	22		6	Y		N	12/2024		
10381	IRON RIDGE	03/08/1973	Active(1)	8	0	2	-20.00%	10	8	1	Y	15	R	12/2025		
10382	JUNEAU	05/18/1939	Active	33	0	1	-2.94%	33	1	0	Y		N	12/2025		\$91.00
Exc Award (06/30/2025)																
10383	KEWASKUM	05/20/1970	Active(1)	15	0	0	0.00%	15		43	N	6		01/2024		
10387	LANNON FALLS	07/01/1946	Active	21	2	2	0.00%	21	4	4	Y	2	R	11/2025		
42174	LEBANON	01/31/1983	Active	22	1	0	4.76%	21		0	N		N	12/2024		



Club Health Assessment for District 27 A2 through December 2025


			Status	Membership						Reports				Finance	LCIF	
Club Number	Club Name	Charter Date	Times in Status Quo in Past 2 Years	Current Member Count **	YTD Members Added	YTD Members Dropped	YTD Net Growth% ***	Member Count 1 Year Ago	Dropped Members Avg.Length of Service	Months Since Membership Update	Current Officers Reported ****	Current President Repeated Term	VP Reported *****	Last Date Reported Service (mm/yyyy)	Account Balance	YTD Donations
10385	LOMIRA	09/26/1944	Active	41	2	3	-2.38%	47	37	0	N		N	09/2025	90+ Days	
10386	MAYVILLE	01/26/1954	Active	21	0	0	0.00%	21		11	Y	2	R	11/2025		
154796	Milwaukee Suburban	06/20/2023	Active	25	0	0	0.00%	25		6	Y		R	06/2025		
65346	NEOSHO-RUBICON	05/15/2002	Active	12	1	0	9.09%	11		5	Y	2		08/2025		
45671	NEWBURG	01/31/1986	Active	12	2	0	20.00%	9		3	N			12/2025		90+ Days
10392	OCONOMOWOC	10/26/1938	Active	32	0	0	0.00%	30		9	Y	2	R	05/2025		
10393	OKAUCHEE	04/14/1950	Active	37	2	0	5.71%	35		3	Y	4	R	06/2025		\$1,000.00
Exc Award (06/30/2018, 06/30/2023, 06/30/2025)																
10395	PORT WASHINGTON	01/20/1971	Active	61	4	2	3.39%	59	15	0	Y		N	12/2025		
10396	RICHFIELD	01/16/1950	Active	59	3	0	5.36%	54		0	Y	4	R	12/2025		
Exc Award (06/30/2024)																
60177	SAUKVILLE	12/15/1997	Active	20	0	0	0.00%	20		5	Y		N	09/2024		\$750.00
10379	STONE BANK	11/18/1931	Active	9	2	2	0.00%	8	6	0	Y		R	12/2025		
10398	SUSSEX	02/02/1939	Active	65	3	2	1.56%	63	4	1	Y		N	03/2025	90+ Days	
32003	THERESA	04/12/1976	Active	35	0	0	0.00%	35		15	Y	2		12/2025		
10399	THIENSVILLE MEQUON	04/13/1950	Active	49	2	1	2.08%	46	18	0	Y		N	12/2025		
Exc Award (06/30/2025)																
10401	WATERTOWN	03/28/1930	Active	38	0	2	-5.00%	41	27	0	Y			08/2025		
10402	WAUPUN	11/28/1962	Active	23	0	1	-4.17%	23	52	0	Y	2	R	11/2024		
10403	WAUWATOSA	04/05/1938	Active	12	0	3	-20.00%	15	21	0	Y	2		01/2025		
10405	WEST BEND	07/19/1960	Active	23	0	2	-8.00%	25	20	0	Y	7	N	02/2025		

Clubs Cancelled Previous Fiscal Year – Clubs Cancelled within last 12 months may be reinstated

Club Number	Club Name	Charter Date	Current Status*	Cancellation Date
78437	WEST BEND LIONESS	03/05/2004	Cancelled(6*)	12/30/2024



Club Health Assessment for District 27 A2 through December 2025

<div>International Club of Presidents</div>						Status		Membership					Reports				Finance		LCIF
						Times in Status Quo in Past 2 Years	Current Member Count **	YTD Members Added	YTD Members Dropped	YTD Net Growth***	Member Count 1 Year Ago	Dropped Members Avg.Length of Service	Months Since Membership Update	Current Officers Reported ****	Current President Repeated Term	VP Reported *****	Last Date Reported Service (mm/yyyy)	Account Balance	YTD Donations
Club Number	Club Name		Charter Date																
Current Total Clubs Count	YTD New Clubs Count	YTD Cancelled Clubs Count	YTD Net Club Gain	Current Total Members Count	YTD Add	YTD Drop	YTD Net Growth %	Member Count 12 Months Ago	Average Member Count Per Club	% of Clubs with less than 20 members	% No Officer Report in 12 Months	% of Clubs with balance 90+ days	Number of Clubs in Status Quo	% Status Quo Clubs in Financial Suspension	Number of Cancelled Clubs	Average Cancelled Club Age	Members Lost Due to Cancellation	% of Clubs Cancelled for Non-Financial Reasons	
39	1	0	1	1,302	82	64	18	1.40%	1,250	33	26%	0%	10%	0	0%	0	0	0	0%

* - P - Priority Club. Cancellation Reasons: 1-Objectives/conduct, 2-Non-active club, 5-Non-existing club, 6-Disbanding, 7-Merger, 8-Financial Suspension, 9-District/Multiple District Dues.

** Red denotes below 15 active members.

*** Red denotes 20% + loss.

**** Y - all 3 (President, Secretary, Treasurer) club officers reported, N - not all 3 reported.

***** Abbreviation: N-New, IP-Immediate Past, R-Repeat.




Club Health Assessment for District 27 B1 through December 2025

			Status	Membership						Reports				Finance	LCIF	
Club Number	Club Name	Charter Date	Times in Status Quo in Past 2 Years	Current Member Count **	YTD Members Added	YTD Members Dropped	YTD Net Growth% ***	Member Count 1 Year Ago	Dropped Members Avg.Length of Service	Months Since Membership Update	Current Officers Reported ****	Current President Repeated Term	VP Reported *****	Last Date Reported Service (mm/yyyy)	Account Balance	YTD Donations
Clubs more than two years old																
30502	ADELL	04/07/1975	Active	8	0	0	0.00%	8		22	Y	5	R	08/2025		
Exc Award (06/30/2023)																
36105	AMSTERDAM L C	10/03/1978	Active	10	0	0	0.00%	10		14	Y	9	R	11/2025		
10407	APPLETON EVENING	12/03/1963	Active	9	1	0	12.50%	8		4	Y		IP	09/2025	90+ Days	
Exc Award (06/30/2023)																
10406	APPLETON NOON	03/01/1922	Active	45	2	3	-2.17%	46	5	0	Y		N	12/2025		\$1,040.00
Exc Award (06/30/2016, 06/30/2023)																
10408	BERLIN	06/13/1940	Active	28	2	1	3.70%	25	1	2	Y	2	R	12/2025		\$100.00
65278	BRANDON	04/26/2002	Active	7	0	0	0.00%	19		11	Y	3	R	08/2025		
Exc Award (06/30/2020, 06/30/2021)																
10410	BRILLION	06/10/1929	Active	22	1	0	4.76%	22		0	Y		N	12/2025		
Exc Award (06/30/2023)																
31742	BUTTE DES MORTS	02/27/1976	Active	24	5	0	26.32%	19		0	Y	2		08/2025		
10411	CAMPBELLSPORT	07/23/1931	Active	36	0	3	-7.69%	45	16	3	Y		N	09/2025		
32208	CASCADE	05/12/1976	Active	19	0	0	0.00%	20		6	Y	6	R	11/2025		
10412	CHILTON	02/12/1973	Active	42	2	0	5.00%	41		0	Y		N	12/2025		
Exc Award (06/30/2024)																
10413	CLEVELAND	06/04/1963	Active	32	2	0	6.67%	30		1	Y	2	R	12/2025		
Exc Award (06/30/2024)																
10414	COLOMA	05/30/1972	Active	33	0	0	0.00%	26		2	Y		N	12/2025		
31743	EDEN	02/24/1976	Active	29	3	4	-3.33%	43	9	0	Y	2		12/2025		
45322	ELDORADO	08/26/1985	Active	27	1	0	3.85%	24		5	Y		N	11/2025	90+ Days	\$20.00
10415	ELKHART LAKE	06/14/1971	Active	40	2	4	-4.76%	45	32	0	Y		N	12/2025		\$2,005.00
10416	ENDEAVOR	10/26/1955	Active	20	2	1	5.26%	21	12	0	Y			11/2025		\$40.00
10417	Fairwater	01/06/1964	Active	10	3	0	42.86%	11		0	Y			10/2025		\$270.00
Exc Award (06/30/2017)																
10419	FOND DU LAC EVENING	06/05/1973	Active	23	1	1	0.00%	22	2	0	Y		IP	12/2025		\$30.00
Exc Award (06/30/2025)																
10420	FRANCIS CREEK	08/15/1962	Active	24	0	1	-4.00%	21	37	3	Y		N	12/2025		\$440.00
Exc Award (06/30/2023, 06/30/2025)																



Club Health Assessment for District 27 B1 through December 2025

			Status	Membership						Reports				Finance	LCIF	
Club Number	Club Name	Charter Date	Times in Status Quo in Past 2 Years	Current Member Count **	YTD Members Added	YTD Members Dropped	YTD Net Growth% ***	Member Count 1 Year Ago	Dropped Members Avg.Length of Service	Months Since Membership Update	Current Officers Reported ****	Current President Repeated Term	VP Reported *****	Last Date Reported Service (mm/yyyy)	Account Balance	YTD Donations
10422	HANCOCK	10/26/1970	Active	14	0	0	0.00%	13		7	Y	3	R	10/2025		
10423	HILBERT	01/04/1974	Active	26	4	0	18.18%	22		1	Y		N	12/2025		
	Exc Award (06/30/2023)															
10424	HOWARDS GROVE	06/27/1973	Active	16	1	1	0.00%	12	24	0	Y	2	N	12/2025		\$210.00
	Exc Award (06/30/2025)															
10425	KIEL	05/11/1966	Active	30	0	0	0.00%	37		2	Y	2	R	10/2025		\$10.00
	Exc Award (06/30/2023)															
10426	KINGSTON	02/07/1963	Active	24	2	4	-7.69%	28	25	0	Y	3	R	10/2025		
29208	LARSEN-WINCHESTER	04/30/1974	Active	72	3	2	1.41%	66	15	1	Y		N	12/2025		\$1,000.00
	Exc Award (06/30/2023, 06/30/2024, 06/30/2025)															
10428	MANITOWOC	01/10/1922	Active	32	4	2	6.67%	31	23	0	Y		N	11/2025		\$10.00
	Exc Award (06/30/2021, 06/30/2023)															
10429	MARIBEL	01/21/1965	Active	28	0	0	0.00%	27		9	Y		N	10/2025		
10430	MARKESAN	08/23/1965	Active	9	0	0	0.00%	12		7	N	2		09/2025		
	Exc Award (06/30/2018, 06/30/2019, 06/30/2020)															
154429	Markesan Grand River	06/02/2023	Active(1)	12	1	0	9.09%	0		0	Y	2	R	12/2025		\$300.00
	Exc Award (06/30/2023)															
10432	MISHICOT	01/09/1946	Active	27	1	0	3.85%	26		0	Y	2	R	12/2025		\$20.00
	Exc Award (06/30/2022, 06/30/2024)															
10434	MONTELLO	12/03/1964	Active	11	0	8	-42.11%	19	6	0	Y	2	R	12/2025		\$1,000.00
	Exc Award (06/30/2023)															
10435	NEENAH	03/23/1936	Active	10	1	1	0.00%	12	35	0	Y		N	04/2025		\$250.00
29107	NESHKORO	04/17/1974	Active	40	4	2	5.26%	38	37	0	Y		N	12/2025		
10436	NEW HOLSTEIN	04/09/1970	Active	48	0	0	0.00%	51		8	Y		N	12/2025		\$65.00
31249	NEWTON	10/23/1975	Active	13	0	1	-7.14%	13	49	5	Y		IP	08/2025		
	Exc Award (06/30/2023)															
10437	OAKFIELD	12/06/1966	Active	32	2	1	3.23%	31	40	5	Y	2	R	12/2025		\$550.00
10545	OXFORD	06/13/1955	Active	40	0	0	0.00%	38		0	Y		R	12/2025		
39867	PICKETT	05/13/1981	Active	27	0	3	-10.00%	31	10	5	Y		N	12/2025		\$10.00
	Exc Award (06/30/2023)															




Club Health Assessment for District 27 B1 through December 2025

			Status	Membership						Reports				Finance	LCIF	
Club Number	Club Name	Charter Date	Times in Status Quo in Past 2 Years	Current Member Count **	YTD Members Added	YTD Members Dropped	YTD Net Growth% ***	Member Count 1 Year Ago	Dropped Members Avg.Length of Service	Months Since Membership Update	Current Officers Reported ****	Current President Repeated Term	VP Reported *****	Last Date Reported Service (mm/yyyy)	Account Balance	YTD Donations
10440	PLAINFIELD	02/25/1957	Active	15	0	0	0.00%	16		0	Y	2	R	10/2025		
10441	PLYMOUTH	04/02/1964	Active	63	1	1	0.00%	67	19	1	Y		N	11/2025		\$100.00
Exc Award (06/30/2023)																
118172	POY SIPPI	10/30/2012	Active	11	0	1	-8.33%	12	13	1	Y		N	11/2025		
10443	PRINCETON	11/22/1949	Active	23	0	0	0.00%	25		11	Y		N	10/2025		\$200.00
10444	RANDOM LAKE	12/12/1951	Active	16	0	0	0.00%	18		9	Y	6	R	12/2025		
10445	RED GRANITE	07/12/1955	Active	5	0	0	0.00%	9		8	Y	9	R	04/2025		
10446	REEDSVILLE	09/02/1938	Active(1)	9	0	0	0.00%	9		6	N	2	N	10/2025		
10447	RIPON	12/07/1955	Active	16	0	0	0.00%	14		8	Y	3		12/2025		\$150.00
Exc Award (06/30/2025)																
10448	ROSENDALE	01/15/1968	Active	34	2	2	0.00%	37	26	0	Y	4	R	12/2025		\$605.00
10450	SHEBOYGAN EVENING	01/30/1922	Active	18	0	0	0.00%	16		6	Y		N	12/2025		
Exc Award (06/30/2016, 06/30/2023, 06/30/2025)																
10451	SHEBOYGAN FALLS	09/16/1952	Active	45	0	6	-11.76%	54	22	1	Y			11/2025		
Exc Award (06/30/2023, 06/30/2024)																
10452	SHEBOYGAN NOON	11/12/1968	Active	39	1	0	2.63%	33		3	Y	2	N	12/2025	90+ Days	
Exc Award (06/30/2022, 06/30/2023, 06/30/2025)																
10453	SHERWOOD	04/17/1968	Active	54	5	7	-3.57%	56	25	0	Y		N	12/2025		\$20.00
Exc Award (06/30/2023)																
10449	ST NAZIANZ	06/11/1952	Active	18	0	0	0.00%	18		7	Y	3	R	12/2025		
32926	ST PETER	11/04/1976	Active	63	1	0	1.61%	63		0	Y		N	12/2025		\$350.00
Exc Award (06/30/2023)																
29108	STOCKBRIDGE	04/03/1974	Active	39	1	1	0.00%	38	29	0	Y		N	11/2025		\$50.00
Exc Award (06/30/2023)																
67478	TOWN OF SHEBOYGAN	03/18/2003	Active	31	2	3	-3.13%	34	4	0	Y	2		11/2025	90+ Days	
Exc Award (06/30/2021, 06/30/2022, 06/30/2023)																
10455	VALDERS	09/14/1938	Active	29	2	2	0.00%	27	26	0	Y	2	R	12/2025		\$60.00
Exc Award (06/30/2022, 06/30/2024)																
33832	VAN DYNE	05/06/1977	Active	82	11	0	15.49%	71		0	Y	2	N	12/2025		\$1,550.00



Club Health Assessment for District 27 B1 through December 2025

						Status		Membership					Reports				Finance		LCIF
Club Number	Club Name	Charter Date				Times in Status Quo in Past 2 Years	Current Member Count **	YTD Members Added	YTD Members Dropped	YTD Net Growth***	Member Count 1 Year Ago	Dropped Members Avg.Length of Service	Months Since Membership Update	Current Officers Reported ****	Current President Repeated Term	VP Reported *****	Last Date Reported Service (mm/yyyy)	Account Balance	YTD Donations
Exc Award (06/30/2017, 06/30/2019, 06/30/2021, 06/30/2023)																			
45879	WALDO	03/24/1986	Active				17	1	0	6.25%	15		5	Y	4	R	11/2025		
Exc Award (06/30/2023)																			
10457	WAYSIDE MORRISON	03/09/1951	Active				27	0	0	0.00%	29		8	Y		N	12/2025		
Exc Award (06/30/2023)																			
10458	WESTFIELD	03/06/1969	Active				36	4	1	9.09%	33	33	0	Y		R	11/2025		
Exc Award (06/30/2023, 06/30/2024)																			
10459	WITELAW	04/12/1965	Active				18	0	0	0.00%	19		7	Y	2	N	10/2025		
Exc Award (06/30/2023)																			
10460	WILD ROSE	11/24/1952	Active				32	5	1	14.29%	30	20	2	Y		IP	12/2025		
10461	WINNEBAGO EAST SHORE	01/11/1961	Active				58	0	3	-4.92%	60	56	0	Y		N	11/2025		\$5.00
Exc Award (06/30/2023)																			
Current Total Clubs Count	YTD New Clubs Count	YTD Cancelled Clubs Count	YTD Net Club Gain	Current Total Members Count	YTD Add	YTD Drop	YTD Net Growth %	Member Count 12 Months Ago	Average Member Count Per Club	% of Clubs with less than 20 members	% No Officer Report in 12 Months	% of Clubs with balance 90+ days	Number of Clubs in Status Quo	% Status Quo Clubs in Financial Suspension	Number of Cancelled Clubs	Average Cancelled Club Age	Members Lost Due to Cancellation	% of Clubs Cancelled for Non-Financial Reasons	
64	0	0	0	1,797	86	71	0.84%	1,816	28	36%	0%	6%	0	0%	0	0	0	0%	

* - P - Priority Club. Cancellation Reasons: 1-Objectives/conduct, 2-Non-active club, 5-Non-existing club, 6-Disbanding, 7-Merger, 8-Financial Suspension, 9-District/Multiple District Dues.

** Red denotes below 15 active members.

*** Red denotes 20% + loss.

**** Y - all 3 (President, Secretary, Treasurer) club officers reported, N - not all 3 reported.

***** Abbreviation: N-New, IP-Immediate Past, R-Repeat.




Club Health Assessment for District 27 B2 through December 2025

			Status	Membership						Reports				Finance		LCIF
Club Number	Club Name	Charter Date	Times in Status Quo in Past 2 Years	Current Member Count **	YTD Members Added	YTD Members Dropped	YTD Net Growth% ***	Member Count 1 Year Ago	Dropped Members Avg.Length of Service	Months Since Membership Update	Current Officers Reported ****	Current President Repeated Term	VP Reported *****	Last Date Reported Service (mm/yyyy)	Account Balance	YTD Donations
Clubs more than two years old																
10462	ALGOMA	10/27/1952	Active	23	0	0	0.00%	23		8	Y	3	R	12/2025		
	Exc Award (06/30/2024)															
126768	ALLOUEZ	02/23/2016	Active	13	0	1	-7.14%	12	10	3	Y	2	R	12/2025		\$200.00
	Exc Award (06/30/2025)															
10463	ANTIGO	11/13/1948	Active	16	0	2	-11.11%	19	13	1	Y			04/2025		\$250.00
30234	ASHWAUBENON	02/17/1975	Active	20	0	0	0.00%	21		6	Y	2	R	12/2025		\$6,000.00
10465	BEAR CREEK	03/06/1973	Active	69	0	0	0.00%	73		6	Y		N	12/2025		\$1,000.00
56505	BELLEVUE	02/03/1995	Active	39	0	2	-4.88%	35	8	0	Y	2	R	11/2025		\$1,060.00
	Exc Award (06/30/2023, 06/30/2025)															
10466	BIRNAMWOOD	01/28/1931	Active	13	0	3	-18.75%	13	16	0	Y	2	R	12/2025	90+ Days	\$500.00
10468	BONDUEL	11/16/1950	Active	26	0	1	-3.70%	26	29	2	Y		N	09/2025		
10469	BRUSSELS	03/31/1960	Active	49	3	3	0.00%	48	5	1	Y		N	12/2025		\$1,000.00
	Exc Award (06/30/2018, 06/30/2020, 06/30/2022, 06/30/2023)															
46999	CAROLINE	03/02/1987	Active	44	1	5	-8.33%	49	13	0	Y		N	12/2025		
30503	CASCO	04/10/1975	Active	40	0	0	0.00%	40		8	N			06/2025		
10471	CLINTONVILLE	07/23/1924	Active	15	0	0	0.00%	16		6	N	4	R	05/2025		
10472	COLEMAN POUND	09/12/1951	Active	28	0	0	0.00%	28		4	N	None		04/2019		
10473	CRANDON	02/18/1946	Active	7	0	0	0.00%	9		9	N	None		11/2020		
10474	CRIVITZ	02/27/1951	Active	24	1	0	4.35%	23		4	Y	2	R	06/2024		
10476	DE PERE	03/25/1969	Active	14	0	0	0.00%	15		7	Y	3		12/2025		
10475	DENMARK	11/17/1955	Active	53	1	5	-7.02%	59	15	4	Y	2		12/2025		\$1,530.00
	Exc Award (06/30/2023)															
10477	DYCKESVILLE	05/27/1970	Active	26	0	2	-7.14%	27	5	3	Y	4	N	11/2025		\$1,000.00
10478	EGG HARBOR	10/25/1956	Active	10	0	0	0.00%	10		3	Y	15	R	11/2025		
64477	EMBARRASS RIVER	06/30/2001	Active	14	0	0	0.00%	14		6	Y		N	06/2025		
10480	FORESTVILLE MAPLEWOOD	03/26/1963	Active	19	1	2	-5.00%	21	29	0	Y	8		12/2025		\$1,000.00
	Exc Award (06/30/2022)															
57639	FOX RIVER	12/18/1995	Active	12	1	0	9.09%	11		3	Y	2		12/2025	90+ Days	



Club Health Assessment for District 27 B2 through December 2025

			Status	Membership						Reports				Finance	LCIF	
Club Number	Club Name	Charter Date	Times in Status Quo in Past 2 Years	Current Member Count **	YTD Members Added	YTD Members Dropped	YTD Net Growth% ***	Member Count 1 Year Ago	Dropped Members Avg.Length of Service	Months Since Membership Update	Current Officers Reported ****	Current President Repeated Term	VP Reported *****	Last Date Reported Service (mm/yyyy)	Account Balance	YTD Donations
32794	FREEDOM	10/14/1976	Active	65	5	0	8.33%	65		1	Y		N	12/2023	90+ Days	\$100.00
10481	GILLETT	02/09/1951	Active	17	0	0	0.00%	17		7	Y	9	R	06/2024		
47139	GOODMAN ARMSTRONG CREEK	04/01/1987	Active	31	5	1	14.81%	26	6	3	Y	10	R	12/2025		
34087	GRAND CHUTE L C	06/20/1977	Active	62	3	2	1.64%	66	17	1	Y		N	12/2025		\$1,510.00
Exc Award (06/30/2023, 06/30/2024)																
10486	GREENVILLE	09/17/1973	Active	94	9	2	8.05%	84	2	0	Y		N	12/2025	90+ Days	
Exc Award (06/30/2024)																
145594	Greenville Lioness	06/11/2021	Active	63	11	1	18.87%	56	2	1	Y		N	11/2025		
Exc Award (06/30/2022, 06/30/2023)																
10487	GRESHAM	03/11/1953	Active	24	0	0	0.00%	26		6	Y		N	07/2025		\$200.00
133949	Heart of the Valley	04/24/2018	Active	18	0	1	-5.26%	17	7	0	Y		N	12/2025		
Exc Award (06/30/2019)																
10488	HORTONVILLE	11/01/1963	Active	34	0	0	0.00%	34		8	N			12/2022		
33310	HOWARD-SUAMICO L C	02/18/1977	Active	32	0	3	-8.57%	35	12	0	Y		N	11/2025		\$500.00
Exc Award (06/30/2024)																
10489	HY LAND LAKES L C	11/19/1964	Active	8	0	1	-11.11%	9	14	0	Y	2	R	11/2025	90+ Days	\$10.00
10490	IOLA	11/30/1948	Active	50	3	1	4.17%	51	2	5	Y		N	06/2025		
10491	KAUKAUNA	05/12/1936	Active	70	2	1	1.45%	73	26	1	Y		N	12/2025		
10492	KEWAUNEE	04/28/1953	Active	23	1	0	4.55%	18		2	Y		N	08/2025		\$500.00
Exc Award (06/30/2025)																
10493	LAONA	03/02/1951	Active	18	0	0	0.00%	18		13	Y	4	R	08/2023		
10494	LENA	03/24/1971	Active	24	0	0	0.00%	28		4	N		R	09/2025		
44825	LUXEMBURG	04/05/1985	Active	21	1	0	5.00%	22		5	Y	5	R	09/2024	90+ Days	
10496	MANAWA	06/28/1929	Active	34	2	1	3.03%	33	16	0	Y		N	12/2025		\$845.00
Exc Award (06/30/2023)																
10497	MARINETTE	01/20/1930	Active	25	0	0	0.00%	25		7	Y		N	04/2025		
10498	MARION	04/10/1962	Active	32	2	1	3.23%	29	46	0	Y		N	12/2025		
10495	MC CASLIN L C	01/09/1973	Active	47	5	7	-4.08%	49	15	4	Y	2	R	12/2025		\$1,100.00
10499	MEDINA DALE READFIELD	08/16/1966	Active	19	0	0	0.00%	19		18	Y		N	03/2023		
58322	MOUNTAIN CROOKED LAKE	05/24/1996	Active	38	1	2	-2.56%	40	2	2	Y		N	12/2025		



Club Health Assessment for District 27 B2 through December 2025


			Status	Membership						Reports				Finance	LCIF	
Club Number	Club Name	Charter Date	Times in Status Quo in Past 2 Years	Current Member Count **	YTD Members Added	YTD Members Dropped	YTD Net Growth% ***	Member Count 1 Year Ago	Dropped Members Avg.Length of Service	Months Since Membership Update	Current Officers Reported ****	Current President Repeated Term	VP Reported *****	Last Date Reported Service (mm/yyyy)	Account Balance	YTD Donations
10500	NEW LONDON	01/22/1924	Active	29	3	1	7.41%	27	35	0	Y		N	12/2025		
	Exc Award (06/30/2024)															
10501	NIAGARA	11/15/1966	Active	45	3	4	-2.17%	46	19	0	Y	4	R	11/2025		\$500.00
	Exc Award (06/30/2019)															
10502	OCONTO	06/07/1954	Active	15	0	0	0.00%	15		6	Y	3	R	10/2025		
43865	OCONTO FALLS	05/18/1984	Active	31	0	0	0.00%	30		2	Y	2	R	12/2025		\$10.00
145597	Oconto Falls Lioness	03/17/2021	Active	22	3	2	4.76%	22	4	0	Y	3		12/2025		
46820	PEARSON-PICKEREL	01/27/1987	Active	23	0	0	0.00%	23		8	Y		R	01/2025		\$1,000.00
10503	PESHTIGO	10/28/1937	Active	40	3	1	5.26%	38	5	0	Y	2	R	12/2025		\$500.00
10504	PULASKI	09/26/1967	Active	22	3	0	15.79%	26		3	Y		N	12/2025		\$1,000.00
10505	SEYMOUR	03/19/1963	Active	52	0	1	-1.89%	53	44	4	Y		N	06/2025		
10507	SHAWANO LAKE	04/14/1964	Active	23	3	2	4.55%	22	1	2	Y		N	03/2025		\$500.00
10508	SHIOCTON	05/16/1966	Active	27	0	1	-3.57%	23	3	1	Y	2	R	10/2025		\$280.00
	Exc Award (06/30/2024, 06/30/2025)															
10509	SISTER BAY	05/14/1952	Active	51	3	5	-3.77%	50	15	1	Y		N	11/2025		
10510	STURGEON BAY	05/17/1929	Active	39	1	4	-7.14%	38	9	1	Y		N	12/2025		
	Exc Award (06/30/2023)															
28224	SURING	03/28/1974	Active	16	0	0	0.00%	15		8	Y	11	R	09/2025		
10511	TIGERTON	08/17/1948	Active	17	0	1	-5.56%	19	23	1	Y		N	11/2025		
10512	WABENO	12/07/1928	Active	51	3	8	-8.93%	60	15	0	Y		N	12/2024		\$200.00
10513	WASHINGTON ISLAND	01/29/1935	Active	58	3	3	0.00%	58	11	1	Y	2	R	11/2025		
10514	WAUPACA	03/30/1925	Active	27	1	0	3.85%	26		1	Y	2	R	12/2025		\$4,500.00
10515	WAUSAUKEE	09/04/1958	Active	20	1	4	-13.04%	25	8	0	Y	3	N	08/2025		
10516	WEYAUWEGA FREMONT	04/02/1928	Active	6	0	0	0.00%	6		0	Y	12	R	01/2023		
10518	WITTENBERG	01/24/1951	Active	16	1	0	6.67%	13		4	Y			12/2025	90+ Days	

Clubs Cancelled Previous Fiscal Year – Clubs Cancelled within last 12 months may be reinstated

Club Number	Club Name	Charter Date	Current Status*	Cancellation Date
10467	BLACK CREEK	12/13/1967	Cancelled(6*)	06/29/2025



Club Health Assessment for District 27 B2 through December 2025

<div>Club NumberClub NameCharter Date</div>						Status		Membership					Reports					Finance		LCIF
						Times in Status Quo in Past 2 Years	Current Member Count **	YTD Members Added	YTD Members Dropped	YTD Net Growth***	Member Count 1 Year Ago	Dropped Members Avg.Length of Service	Months Since Membership Update	Current Officers Reported ****	Current President Repeated Term	VP Reported *****	Last Date Reported Service (mm/yyyy)	Account Balance	YTD Donations	
Current Total Clubs Count	YTD New Clubs Count	YTD Cancelled Clubs Count	YTD Net Club Gain	Current Total Members Count	YTD Add	YTD Drop	YTD Net Growth	Member Count 12 Months Ago	Average Member Count Per Club	% of Clubs with less than 20 members	% No Officer Report in 12 Months	% of Clubs with balance 90+ days	Number of Clubs in Status Quo	% Status Quo Clubs in Financial Suspension	Number of Cancelled Clubs	Average Cancelled Club Age	Members Lost Due to Cancellation	% of Clubs Cancelled for Non-Financial Reasons		
66	0	0	0	2,053	89	87	2	0.10%	2,067	31	30%	0%	11%	0	0%	0	0	0	0%	

* - P - Priority Club. Cancellation Reasons: 1-Objectives/conduct, 2-Non-active club, 5-Non-existing club, 6-Disbanding, 7-Merger, 8-Financial Suspension, 9-District/Multiple District Dues.

** Red denotes below 15 active members.

*** Red denotes 20% + loss.

**** Y - all 3 (President, Secretary, Treasurer) club officers reported, N - not all 3 reported.

***** Abbreviation: N-New, IP-Immediate Past, R-Repeat.




Club Health Assessment for District 27 C1 through December 2025

			Status	Membership						Reports				Finance	LCIF	
Club Number	Club Name	Charter Date	Times in Status Quo in Past 2 Years	Current Member Count **	YTD Members Added	YTD Members Dropped	YTD Net Growth% ***	Member Count 1 Year Ago	Dropped Members Avg.Length of Service	Months Since Membership Update	Current Officers Reported ****	Current President Repeated Term	VP Reported *****	Last Date Reported Service (mm/yyyy)	Account Balance	YTD Donations
Clubs more than two years old																
10520	ABBOTSFORD	05/01/1968	Active	31	0	1	-3.13%	35	12	2	Y		N	09/2025		\$200.00
10522	ALMOND	01/30/1951	Active	27	0	0	0.00%	27		20	Y	5		04/2019		
31333	ARNOTT	11/17/1975	Active	38	2	0	5.56%	33		1	Y	4		02/2019		
10524	ARPIN	03/06/1973	Active	8	0	5	-38.46%	13	22	2	Y	6		11/2018		
132563	Athens	09/19/2017	Active	26	0	0	0.00%	29		6	Y	3		09/2018		
10526	AUBURNDALE	05/15/1967	Active	23	2	2	0.00%	30	39	4	Y	2	R	11/2025	90+ Days	
41324	BANCROFT	05/04/1982	Active	32	0	0	0.00%	30		6	Y	4	R	11/2025		
45360	BERLIN-HAMBURG TOWNSHIP & AREA	09/23/1985	Active	27	1	0	3.85%	31		1	Y		N	11/2025		
43078	BEVENT	10/26/1983	Active	25	0	4	-13.79%	32	5	3	N	None		10/2025		
33311	CASTLE ROCK L C	02/03/1977	Active	46	2	0	4.55%	44		5	Y	2	R	06/2025		\$60.00
10529	COLBY	01/22/1963	Active	36	0	0	0.00%	36		8	Y	3		03/2022		\$50.00
39012	CURTISS	10/31/1980	Active	22	0	0	0.00%	24		2	Y		N	10/2025		
Exc Award (06/30/2018)																
10527	DORCHESTER	06/14/1956	Active	25	0	0	0.00%	23		7	Y		N	11/2025		\$500.00
44008	EASTON HEWITT WAUSAU	06/22/1984	Active	27	0	0	0.00%	27		2	Y	2	R	09/2021		
45323	EASTON WHITE CREEK	08/08/1985	Active	44	3	2	2.33%	42	40	1	Y	4		10/2025		
10530	EDGAR	12/12/1950	Active	51	2	0	4.08%	49		6	N	2		12/2023		
41163	FENWOOD	04/26/1982	Active	33	0	3	-8.33%	36	14	2	Y			12/2022		
10532	GRAND RAPIDS	04/09/1973	Active	54	0	0	0.00%	46		7	Y	4	R	05/2025		\$100.00
10533	GREENWOOD	11/09/1971	Active	12	0	0	0.00%	12		21	Y	2		05/2023		
10535	JUNCTION CITY	10/19/1966	Active	22	0	1	-4.35%	23	4	0	Y		N	07/2025		\$200.00
52014	KRONENWETTER	09/19/1991	Active	12	0	2	-14.29%	15	15	0	Y		IP	06/2025		\$260.00
Exc Award (06/30/2021)																
39036	LAKE DUBAY L C	11/17/1980	Active	63	2	0	3.28%	58		2	Y		N	10/2025		\$1,000.00
Exc Award (06/30/2023)																
10536	LAKE MASON L C	02/09/1973	Active	3	0	9	-75.00%	13	8	0	Y	10	R	11/2025		\$300.00
10537	LOYAL	10/15/1968	Active	20	2	2	0.00%	22	3	0	Y	2	N	10/2025		\$250.00



Club Health Assessment for District 27 C1 through December 2025

			Status	Membership						Reports				Finance		LCIF
Club Number	Club Name	Charter Date	Times in Status Quo in Past 2 Years	Current Member Count **	YTD Members Added	YTD Members Dropped	YTD Net Growth% ***	Member Count 1 Year Ago	Dropped Members Avg.Length of Service	Months Since Membership Update	Current Officers Reported ****	Current President Repeated Term	VP Reported *****	Last Date Reported Service (mm/yyyy)	Account Balance	YTD Donations
10538	MAINE	06/30/1958	Active	40	1	0	2.56%	38		4	Y			11/2025	90+ Days	\$510.00
10539	MARATHON	10/06/1965	Active	15	0	0	0.00%	18		7	Y	17	R	09/2022		
10540	MARSHFIELD	02/26/1931	Active	22	0	2	-8.33%	25	8	1	Y	2	N	12/2025		
10543	NEILLSVILLE	09/22/1964	Active	20	0	1	-4.76%	20	9	0	Y	2		04/2019		
10544	NEKOOSA	03/06/1951	Active	20	0	1	-4.76%	19	1	5	Y	2	R	12/2025		
10567	OWEN-WITHEE	08/04/1954	Active	30	0	0	0.00%	29		6	Y		IP	10/2025		
10546	PITTSVILLE	06/08/1955	Active	50	5	0	11.11%	42		2	Y		N	10/2025		
Exc Award (06/30/2023)																
10547	PLOVER WHITING L C	11/04/1965	Active	6	1	0	20.00%	5		2	Y	6		09/2023		
10548	PORT EDWARDS	05/19/1965	Active	24	0	2	-7.69%	25	11	4	Y	11	R	11/2025		
43344	RIB FALLS	01/19/1984	Active	20	4	4	0.00%	20	2	4	Y		N	04/2018	\$500.00	
10549	RIB MOUNTAIN	10/08/1970	Active	35	4	0	12.90%	31		0	Y			12/2025		
10550	ROCHE A CRI L C	04/11/1972	Active	37	3	6	-7.50%	45	3	0	Y		N	11/2025		
10551	ROSHOLT	03/20/1946	Active	20	0	0	0.00%	19		12	Y	3		05/2023		
10553	ROZELLVILLE	06/08/1973	Active	25	0	0	0.00%	25		29	Y	3		08/2022		
10554	RUDOLPH	04/27/1970	Active	11	0	0	0.00%	11		15	Y	23		12/2025		
10555	SCHOFIELD	10/13/1950	Active	6	0	0	0.00%	5		0	Y	2	R	11/2025		
10556	SPENCER	02/06/1941	Active	20	0	1	-4.76%	18	1	1	Y	4		10/2025		
10559	STEVENS POINT EVENING	09/19/1969	Active	26	2	0	8.33%	26		6	Y	7		10/2021		
10558	STEVENS POINT NOON	03/05/1926	Active	17	0	0	0.00%	17		6	Y	2		05/2025		
34828	STEVENS POINT WISCONSIN RIVER	12/19/1977	Active	16	0	2	-11.11%	19	9	2	Y		N	04/2022	\$50.00	
10560	STRATFORD	09/20/1939	Active	14	0	4	-22.22%	18	25	0	Y	19	N	12/2025		
10561	THORP	07/09/1931	Active	36	0	0	0.00%	34		7	Y	3	R	06/2025		
10523	TOMORROW RIVER	10/28/1948	Active	36	0	0	0.00%	35		2	Y		N	06/2025		
10562	TOWN OF TEXAS	02/10/1959	Active	28	0	3	-9.68%	31	34	5	Y			12/2025		
10564	WAUSAU	04/19/1922	Active	6	2	1	20.00%	6	0	0	Y	2	N	12/2025		
10566	WISCONSIN RAPIDS	03/25/1946	Active	19	1	0	5.56%	20		3	Y		N	06/2025		
Exc Award (06/30/2017)																



Club Health Assessment for District 27 C1 through December 2025

INTERNATIONAL

Club Number	Club Name	Charter Date	Status		Membership					Reports				Finance		LCIF			
			Times in Status Quo in Past 2 Years	Current Member Count **	YTD Members Added	YTD Members Dropped	YTD Net Growth% ***	Member Count 1 Year Ago	Dropped Members Avg.Length of Service	Months Since Membership Update	Current Officers Reported ****	Current President Repeated Term	VP Reported *****	Last Date Reported Service (mm/yyyy)	Account Balance	YTD Donations			
146222	Wisconsin Rapids Lioness	05/28/2021	Active	17	5	1	30.77%	13	2	1	Y	6	R	12/2025		\$1,010.00			
Current Total Clubs Count	YTD New Clubs Count	YTD Cancelled Clubs Count	YTD Net Club Gain	Current Total Members Count	YTD Add	YTD Drop	YTD Net Growth	YTD Net Growth %	Member Count 12 Months Ago	Average Member Count Per Club	% of Clubs with less than 20 members	% No Officer Report in 12 Months	% of Clubs with balance 90+ days	Number of Clubs in Status Quo	% Status Quo Clubs in Financial Suspension	Number of Cancelled Clubs	Average Cancelled Club Age	Members Lost Due to Cancellation	% of Clubs Cancelled for Non-Financial Reasons
51	0	0	0	1,323	44	59	-15	-1.12%	1,344	26	27%	0%	4%	0	0%	0	0	0	0%

* - P - Priority Club. Cancellation Reasons: 1-Objectives/conduct, 2-Non-active club, 5-Non-existing club, 6-Disbanding, 7-Merger, 8-Financial Suspension, 9-District/Multiple District Dues.

** Red denotes below 15 active members.

*** Red denotes 20% + loss.

**** Y - all 3 (President, Secretary, Treasurer) club officers reported, N - not all 3 reported.

***** Abbreviation: N-New, IP-Immediate Past, R-Repeat.



Club Health Assessment for District 27 C2 through December 2025

			Status	Membership					Reports				Finance	LCIF		
Club Number	Club Name	Charter Date	Times in Status Quo in Past 2 Years	Current Member Count **	YTD Members Added	YTD Members Dropped	YTD Net Growth% ***	Member Count 1 Year Ago	Dropped Members Avg.Length of Service	Months Since Membership Update	Current Officers Reported ****	Current President Repeated Term	VP Reported *****	Last Date Reported Service (mm/yyyy)	Account Balance	YTD Donations
Clubs more than two years old																
44423	ASHLAND	12/26/1984	Active	19	0	0	0.00%	19		6	Y	7		08/2024		\$200.00
	Exc Award (06/30/2024)															
10569	BOULDER JUNCTION	03/06/1972	Active	111	10	6	3.74%	107	9	1	Y		N	09/2025		\$6,000.00
	Exc Award (06/30/2018, 06/30/2023)															
10570	BUTTERNUT	08/26/1958	Active	9	0	0	0.00%	9		22	Y	15	R			
10571	CABLE & AREA	10/05/1965	Active	47	3	5	-4.08%	47	33	0	Y		N	10/2025		\$400.00
10572	CATAWBA KENNAN L C	04/13/1966	Active	13	0	1	-7.14%	14	19	3	Y	3	R	09/2025		
10592	CONOVER	10/06/1949	Active	26	1	0	4.00%	27		5	Y	8	N	04/2024	90+ Days	
10573	EAGLE RIVER	04/13/1949	Active	49	2	0	4.26%	46		2	Y	2	R	05/2021		
10575	FIFIELD	11/02/1965	Active	16	3	1	14.29%	13	1	1	Y	3	R	10/2025		\$320.00
10576	GILMAN	05/29/1951	Active	22	0	1	-4.35%	19	4	5	N		R	11/2024		
44826	GLEASON & AREA	04/05/1985	Active	36	0	2	-5.26%	37	20	4	Y		N	11/2025		\$500.00
	Exc Award (06/30/2023)															
10577	GLIDDEN	01/28/1954	Active	14	4	0	40.00%	13		4	Y	5	N	07/2025		
10578	HAZELHURST	11/09/1966	Active	19	0	1	-5.00%	23	33	2	Y	4	R	07/2024		
10579	HURLEY	09/24/1952	Active(1)	20	0	0	0.00%	17		7	Y	2	R	09/2025		
10580	IRON RIVER	01/15/1963	Active	56	1	12	-16.42%	64	10	1	Y	3		12/2025		\$175.00
	Exc Award (06/30/2023)															
34515	JUMP RIVER	10/27/1977	Active	33	2	0	6.45%	31		4	Y	2	R	06/2025	90+ Days	\$500.00
10582	LAKE TOMAHAWK	10/18/1967	Active	32	0	7	-17.95%	42	12	4	Y	2	R	06/2025		
10584	MANITOWISH WATERS	02/25/1971	Active	73	4	6	-2.67%	75	11	0	Y	5	N	04/2024		\$1,500.00
10585	MEDFORD	01/31/1951	Active	34	0	0	0.00%	39		7	Y	2	N	05/2024		\$700.00
	Exc Award (06/30/2023)															
10586	MELLEN	08/22/1950	Active	13	0	1	-7.14%	17	4	5	Y		N	07/2025		\$175.00
	Exc Award (06/30/2022, 06/30/2023)															
10587	MERCER	09/07/1950	Active	40	5	2	8.11%	47	7	2	Y		N	12/2025		\$63.00
	Exc Award (06/30/2023, 06/30/2024)															
10588	MERRILL	02/25/1927	Active	72	4	0	5.88%	72		0	Y		N	12/2025		
10589	MINOCQUA	02/14/1946	Active	104	5	3	1.96%	100	5	2	Y	3		09/2025		



Club Health Assessment for District 27 C2 through December 2025

						Status				Membership					Reports				Finance		LCIF
						Times in Status Quo in Past 2 Years	Current Member Count **	YTD Members Added	YTD Members Dropped	YTD Net Growth% ***	Member Count 1 Year Ago	Dropped Members Avg.Length of Service	Months Since Membership Update	Current Officers Reported ****	Current President Repeated Term	VP Reported *****	Last Date Reported Service (mm/yyyy)	Account Balance	YTD Donations		
Club Number	Club Name	Charter Date																			
10591	PARK FALLS	10/19/1937	Active	39	1	0	2.63%	40		3	Y	2	R	05/2025							
40420	PHELPS LAND O LAKES	10/19/1981	Active	16	1	3	-11.11%	19	15	4	Y	4	R	04/2024							
	Exc Award (06/30/2024)																				
10593	PHILLIPS	04/11/1962	Active	26	0	1	-3.70%	29	10	4	Y	2		10/2025							
143602	Plum Lake Lions	11/23/2020	Active	46	1	1	0.00%	46	3	3	Y	3	N	12/2025							
	Exc Award (06/30/2024)																				
10594	PRENTICE	02/25/1959	Active	14	0	0	0.00%	15		6	Y	3		07/2025							
10595	PRESQUE ISLE	06/08/1973	Active	31	3	0	10.71%	27		5	Y	4	R	04/2024							
10596	RHINELANDER	08/19/1940	Active	38	2	2	0.00%	40	29	0	Y		N	12/2025							
10597	RIB LAKE	04/14/1966	Active	24	0	0	0.00%	22		9	Y			04/2024							
10599	SAYNER STAR LAKE	09/19/1960	Active	28	2	1	3.70%	26	4	2	Y	2	N	09/2024					\$250.00		
	Exc Award (06/30/2023)																				
10600	SOUTH SHORE	09/11/1950	Active	36	5	1	12.50%	29	5	0	Y		N	12/2025					\$519.00		
	Exc Award (06/30/2023, 06/30/2025)																				
10598	ST GERMAIN	03/17/1952	Active	37	0	1	-2.63%	39	41	1	Y		N	04/2024							
143732	St Germain Northwoods	12/02/2020	Active	26	1	0	4.00%	23		2	Y	2	R	12/2025							
	Exc Award (06/30/2025)																				
10601	SUGAR CAMP	02/21/1967	Active	18	0	0	0.00%	17		0	Y	15	R	12/2025							
10602	THREE LAKES	03/18/1952	Active	40	4	0	11.11%	39		2	Y	2	R	12/2025	90+ Days						
	Exc Award (06/30/2018, 06/30/2024)																				
10603	TOMAHAWK	01/29/1946	Active	36	2	3	-2.70%	37	7	1	Y	2	R	09/2024					\$50.00		
10605	WASHBURN	10/23/1939	Active	21	0	3	-12.50%	24	7	0	Y		N	10/2025							
	Exc Award (06/30/2024)																				
34001	WHITTLESEY	06/03/1977	Active	55	5	3	3.77%	53	11	0	Y		N	12/2025							
	Exc Award (06/30/2023, 06/30/2024)																				
10606	WINCHESTER	10/20/1970	Active	38	2	1	2.70%	41	32	3	Y		N	04/2024							
Current Total Clubs Count	YTD New Clubs Count	YTD Cancelled Clubs Count	YTD Net Club Gain	Current Total Members Count	YTD Add	YTD Drop	YTD Net Growth %	Member Count 12 Months Ago	Average Member Count Per Club	% of Clubs with less than 20 members	% No Officer Report in 12 Months	% of Clubs with balance 90+ days	Number of Clubs in Status Quo	% Status Quo Clubs in Financial Suspension	Number of Cancelled Clubs	Average Cancelled Club Age	Members Lost Due to Cancellation	% of Clubs Cancelled for Non-Financial Reasons			
40	0	0	0	1,427	73	68	0.35%	1,444	36	25%	0%	8%	0	0%	0	0	0	0	0%		




Club Health Assessment for District 27 C2 through December 2025

			Status		Membership					Reports					Finance	LCIF
Club Number	Club Name	Charter Date	Times in Status Quo in Past 2 Years	Current Member Count **	YTD Members Added	YTD Members Dropped	YTD Net Growth% ***	Member Count 1 Year Ago	Dropped Members Avg.Length of Service	Months Since Membership Update	Current Officers Reported ****	Current President Repeated Term	VP Reported *****	Last Date Reported Service (mm/yyyy)	Account Balance	YTD Donations

* - P - Priority Club. Cancellation Reasons: 1-Objectives/conduct, 2-Non-active club, 5-Non-existing club, 6-Disbanding, 7-Merger, 8-Financial Suspension, 9-District/Multiple District Dues.
** Red denotes below 15 active members.
*** Red denotes 20% + loss.
**** Y - all 3 (President, Secretary, Treasurer) club officers reported, N - not all 3 reported.
***** Abbreviation: N-New, IP-Immediate Past, R-Repeat.




Club Health Assessment for District 27 D1 through December 2025

			Status	Membership						Reports				Finance		LCIF
Club Number	Club Name	Charter Date	Times in Status Quo in Past 2 Years	Current Member Count **	YTD Members Added	YTD Members Dropped	YTD Net Growth% ***	Member Count 1 Year Ago	Dropped Members Avg.Length of Service	Months Since Membership Update	Current Officers Reported ****	Current President Repeated Term	VP Reported *****	Last Date Reported Service (mm/yyyy)	Account Balance	YTD Donations
Clubs more than two years old																
10607	ALBANY	02/08/1968	Active	59	2	5	-4.84%	63	16	0	Y		N	06/2025		\$1,000.00
Exc Award (06/30/2016, 06/30/2018)																
10609	ARGYLE	08/26/1957	Active	22	1	0	4.76%	21		3	N	10		08/2025	90+ Days	
10608	ARLINGTON	06/08/1973	Active	24	1	0	4.35%	21		3	Y		IP	09/2025		
10611	BELMONT	02/09/1955	Active	32	0	0	0.00%	32		2	Y		N	12/2025		\$500.00
Exc Award (06/30/2016)																
31019	BELOIT EVENING	06/30/1975	Active	78	1	3	-2.50%	85	24	0	Y		N	12/2025		\$100.00
Exc Award (06/30/2017, 06/30/2018)																
54011	BOSCOBEL & AREA L C	01/26/1993	Active	16	0	0	0.00%	17		6	Y	5		12/2025		\$250.00
Exc Award (06/30/2016, 06/30/2017, 06/30/2020)																
10614	BRODHEAD	08/27/1957	Active	37	0	1	-2.63%	38	44	5	Y			10/2021	90+ Days	
Exc Award (06/30/2016)																
29109	CASSVILLE	04/09/1974	Active	13	0	2	-13.33%	14	3	2	Y	3		04/2025		
10617	COBB	09/26/1951	Active	14	0	0	0.00%	15		6	Y		N	12/2025		
Exc Award (06/30/2020)																
29110	COTTAGE GROVE	04/10/1974	Active	54	2	3	-1.82%	54	10	2	Y		N	12/2025		\$10.00
Exc Award (06/30/2021)																
36106	CROSS PLAINS	10/25/1978	Active	99	2	1	1.02%	99	4	5	Y	2	N	11/2025		\$700.00
Exc Award (06/30/2019, 06/30/2020, 06/30/2021, 06/30/2022, 06/30/2023)																
10619	CUBA CITY	05/24/1962	Active	73	2	1	1.39%	74	2	0	Y		N	12/2024		\$1,000.00
Exc Award (06/30/2018, 06/30/2020, 06/30/2021)																
146511	Cuba City Lioness	06/14/2021	Active	37	2	1	2.78%	35	4	2	Y		N	10/2025		
43144	DARLINGTON	11/02/1983	Active	22	1	0	4.76%	21		5	Y	2	R	12/2025		\$300.00
Exc Award (06/30/2018, 06/30/2025)																
10621	DE FOREST WINDSOR	05/31/1956	Active	34	2	1	3.03%	39	57	0	Y		N	12/2025		\$100.00
Exc Award (06/30/2017, 06/30/2024)																
10620	DEERFIELD	06/02/1942	Active	55	3	2	1.85%	51	2	1	Y		N	11/2025		\$1,120.00
Exc Award (06/30/2016, 06/30/2019, 06/30/2020, 06/30/2024)																




Club Health Assessment for District 27 D1 through December 2025

			Status	Membership						Reports				Finance	LCIF	
Club Number	Club Name	Charter Date	Times in Status Quo in Past 2 Years	Current Member Count **	YTD Members Added	YTD Members Dropped	YTD Net Growth% ***	Member Count 1 Year Ago	Dropped Members Avg.Length of Service	Months Since Membership Update	Current Officers Reported ****	Current President Repeated Term	VP Reported *****	Last Date Reported Service (mm/yyyy)	Account Balance	YTD Donations
31698	DICKEYVILLE-KIELER L C	02/12/1976	Active	31	0	0	0.00%	31		16	Y	3		08/2021		\$160.00
10622	DODGEVILLE INC	01/14/1972	Active	30	2	7	-14.29%	35	3	3	Y	3	R	11/2025		\$2,985.00
	Exc Award (06/30/2017, 06/30/2018, 06/30/2020)															
10623	EDGERTON	11/12/1940	Active	67	8	3	8.06%	61	15	0	Y		N	12/2025	90+ Days	\$120.00
	Exc Award (06/30/2018, 06/30/2021, 06/30/2022, 06/30/2024)															
10625	EVANSVILLE	12/21/1925	Active	24	1	3	-7.69%	26	11	2	Y	9		11/2025	90+ Days	\$20.00
	Exc Award (06/30/2018, 06/30/2019)															
10626	FENNIMORE	03/28/1962	Active	9	0	0	0.00%	9		17	Y	5		11/2025		
	Exc Award (06/30/2021)															
43345	FITCHBURG	01/20/1984	Active	15	0	0	0.00%	16		6	Y	3	N	10/2025		\$100.00
	Exc Award (06/30/2017)															
10628	HAZEL GREEN	02/20/1968	Active	8	0	1	-11.11%	9	9	5	Y	4		10/2023		\$200.00
	Exc Award (06/30/2016)															
10629	HIGHLAND	10/01/1946	Active	49	9	1	19.51%	41	3	2	Y		N	11/2025		\$250.00
	Exc Award (06/30/2016, 06/30/2017, 06/30/2019, 06/30/2020, 06/30/2021, 06/30/2023, 06/30/2024)															
59630	IOWA-GRANT L C	05/23/1997	Active(1)	17	17	0	100.00%	15		4	Y	2		11/2025		
10631	JANESVILLE	05/26/1922	Active	45	1	1	0.00%	42	2	3	Y		N	12/2025		
	Exc Award (06/30/2016, 06/30/2017, 06/30/2020)															
44524	LAKE WISCONSIN	01/22/1985	Active	32	0	1	-3.03%	35	2	2	Y		N	12/2025		\$10.00
	Exc Award (06/30/2017, 06/30/2018, 06/30/2022, 06/30/2023, 06/30/2024)															
10637	LANCASTER	06/04/1971	Active(1)	44	1	0	2.33%	45		3	Y		N	12/2025	90+ Days	
	Exc Award (06/30/2016, 06/30/2017, 06/30/2018, 06/30/2020, 06/30/2021, 06/30/2023)															
10640	MADISON CENTRAL	05/04/1922	Active	22	0	1	-4.35%	25	30	0	Y	3	N	10/2025		\$500.00
	Exc Award (06/30/2016, 06/30/2018)															
51825	MADISON EVENING	06/30/1991	Active	10	0	0	0.00%	10		6	Y		R	11/2025		
	Exc Award (06/30/2021)															
146599	Madison Monona	06/09/2021	Active	23	4	1	15.00%	17	4	2	Y	2		10/2025		\$10.00
	Exc Award (06/30/2023)															



Club Health Assessment for District 27 D1 through December 2025

			Status	Membership						Reports				Finance	LCIF	
Club Number	Club Name	Charter Date	Times in Status Quo in Past 2 Years	Current Member Count **	YTD Members Added	YTD Members Dropped	YTD Net Growth% ***	Member Count 1 Year Ago	Dropped Members Avg.Length of Service	Months Since Membership Update	Current Officers Reported ****	Current President Repeated Term	VP Reported *****	Last Date Reported Service (mm/yyyy)	Account Balance	YTD Donations
10641	MADISON WEST	01/29/1964	Active	27	0	1	-3.57%	28	62	1	Y		N	11/2025		\$1,000.00
	Exc Award (06/30/2018, 06/30/2023)															
36446	MARSHALL	01/03/1979	Active	81	4	0	5.19%	80		0	Y	2	R	10/2025		\$1,210.00
	Exc Award (06/30/2016, 06/30/2017, 06/30/2019)															
10644	MAZOMANIE	03/20/1950	Active	36	2	4	-5.26%	42	38	3	Y		N	12/2025		
	Exc Award (06/30/2020)															
10642	MC FARLAND	12/12/1962	Active	61	5	0	8.93%	55		0	Y	2	R	11/2025		\$2,700.00
	Exc Award (06/30/2016, 06/30/2017, 06/30/2018, 06/30/2022, 06/30/2023)															
146142	McFarland Lioness	06/01/2021	Active	39	2	0	5.41%	38		1	Y	2	N	12/2025		
	Exc Award (06/30/2024)															
46139	MIDDLETON	05/05/1986	Active	15	2	0	15.38%	17		5	Y	3	R	11/2025		
121783	Milton	04/03/2014	Active	9	2	2	0.00%	13	11	4	Y	5	R	08/2025		
41972	MINERAL POINT	11/12/1982	Active	49	1	1	0.00%	49	14	5	Y		N	11/2020		
	Exc Award (06/30/2020)															
10646	MONROE	06/11/1951	Active(1)	81	0	3	-3.57%	95	25	2	Y		N	05/2023		\$500.00
	Exc Award (06/30/2017, 06/30/2019)															
36107	MONTICELLO	10/30/1978	Active	52	0	2	-3.70%	57	25	1	Y		N	12/2025		\$500.00
	Exc Award (06/30/2016, 06/30/2018, 06/30/2022)															
10647	MOUNT HOREB	08/28/1957	Active	16	0	0	0.00%	15		6	N	None	N	11/2025		
	Exc Award (06/30/2016, 06/30/2017, 06/30/2018, 06/30/2023, 06/30/2024)															
10649	MUSCODA	04/27/1966	Active	56	4	0	7.69%	49		2	Y		N	10/2025	90+ Days	
	Exc Award (06/30/2016, 06/30/2020, 06/30/2024)															
10651	NEW GLARUS	08/18/1941	Active	33	3	4	-2.94%	35	16	0	Y		N	10/2025		\$1,000.00
	Exc Award (06/30/2016, 06/30/2018, 06/30/2021)															
38585	OREGON-BROOKLYN L C	06/11/1980	Active	19	0	1	-5.00%	21	17	2	Y		IP	09/2025		\$150.00
	Exc Award (06/30/2017, 06/30/2018, 06/30/2021, 06/30/2022, 06/30/2024)															
124548	Orfordville	04/07/2015	Active	16	7	0	77.78%	9		1	Y	7	R	07/2023		
33312	PARDEEVILLE	02/18/1977	Active	53	2	0	3.92%	53		5	Y	2	N	12/2025		



Club Health Assessment for District 27 D1 through December 2025

						Status				Membership					Reports				Finance		LCIF
						Times in Status Quo in Past 2 Years	Current Member Count **	YTD Members Added	YTD Members Dropped	YTD Net Growth% ***	Member Count 1 Year Ago	Dropped Members Avg.Length of Service	Months Since Membership Update	Current Officers Reported ****	Current President Repeated Term	VP Reported *****	Last Date Reported Service (mm/yyyy)	Account Balance	YTD Donations		
41164	Exc Award (06/30/2016, 06/30/2017, 06/30/2020, 06/30/2021)					04/19/1982	Active	8	0	0	0.00%	8		10	Y	4	R	11/2021			
	PLATTEVILLE																				
10656	Exc Award (06/30/2016)					10/10/1968	Active	11	0	0	0.00%	13		3	Y	2	R	10/2025		\$500.00	
	PORTAGE																				
46701	Exc Award (06/30/2016, 06/30/2018, 06/30/2020)					12/17/1986	Active	37	3	1	5.71%	36	3	0	Y	7	R	04/2024			
	POTOSI TENNYSON																				
10660	Exc Award (06/30/2016, 06/30/2017, 06/30/2018, 06/30/2020, 06/30/2021, 06/30/2024)					01/06/1947	Active	33	2	0	6.45%	32		2	Y	2	R	10/2025			
	SHULLSBURG																				
10665	Exc Award (06/30/2018)					12/21/1923	Active	42	2	4	-4.55%	44	14	1	Y		N	11/2025		\$1,250.00	
	STOUGHTON																				
10666	Exc Award (06/30/2016, 06/30/2020, 06/30/2021, 06/30/2022, 06/30/2023)					09/26/1933	Active	77	7	9	-2.53%	81	13	1	Y		N	12/2025		\$1,170.00	
	SUN PRAIRIE																				
89193	Exc Award (06/30/2019)					08/30/2005	Active	7	0	1	-12.50%	3	0	5	Y	2	R	12/2025			
	U W MADISON CAMPUS																				
46821	Exc Award (06/30/2016)					01/05/1987	Active	30	2	1	3.45%	29	1	4	Y		IP	09/2025		\$200.00	
	VERONA																				
38586	Exc Award (06/30/2016, 06/30/2017, 06/30/2018, 06/30/2019, 06/30/2021, 06/30/2022, 06/30/2023)					06/29/1980	Active	33	2	1	3.13%	40	27	0	Y		N	11/2025			
	WAUNAKEE INC																				
10671	Exc Award (06/30/2016, 06/30/2017, 06/30/2021)					10/10/1963	Active	25	5	0	25.00%	20		2	Y		N	12/2025			
	WEST GRANT																				
Current Total Clubs Count	YTD New Clubs Count	YTD Cancelled Clubs Count	YTD Net Club Gain	Current Total Members Count	YTD Add	YTD Drop	YTD Net Growth	YTD Net Growth %	Member Count 12 Months Ago	Average Member Count Per Club	% of Clubs with less than 20 members	% No Officer Report in 12 Months	% of Clubs with balance 90+ days	Number of Clubs in Status Quo	% Status Quo Clubs in Financial Suspension	Number of Cancelled Clubs	Average Cancelled Club Age	Members Lost Due to Cancellation	% of Clubs Cancelled for Non-Financial Reasons		
57	0	0	0	2,041	119	74	45	2.25%	2,058	36	28%	0%	11%	0	0%	0	0	0	0%		



Club Health Assessment for District 27 D1 through December 2025

			Status		Membership					Reports					Finance	LCIF
Club Number	Club Name	Charter Date	Times in Status Quo in Past 2 Years	Current Member Count **	YTD Members Added	YTD Members Dropped	YTD Net Growth% ***	Member Count 1 Year Ago	Dropped Members Avg.Length of Service	Months Since Membership Update	Current Officers Reported ****	Current President Repeated Term	VP Reported *****	Last Date Reported Service (mm/yyyy)	Account Balance	YTD Donations

* - P - Priority Club. Cancellation Reasons: 1-Objectives/conduct, 2-Non-active club, 5-Non-existing club, 6-Disbanding, 7-Merger, 8-Financial Suspension, 9-District/Multiple District Dues.

** Red denotes below 15 active members.

*** Red denotes 20% + loss.

**** Y - all 3 (President, Secretary, Treasurer) club officers reported, N - not all 3 reported.

***** Abbreviation: N-New, IP-Immediate Past, R-Repeat.




Club Health Assessment for District 27 D2 through December 2025

			Status	Membership						Reports				Finance		LCIF
Club Number	Club Name	Charter Date	Times in Status Quo in Past 2 Years	Current Member Count **	YTD Members Added	YTD Members Dropped	YTD Net Growth% ***	Member Count 1 Year Ago	Dropped Members Avg.Length of Service	Months Since Membership Update	Current Officers Reported ****	Current President Repeated Term	VP Reported *****	Last Date Reported Service (mm/yyyy)	Account Balance	YTD Donations
Clubs more than two years old																
34829	BANGOR	12/28/1977	Active	76	1	1	0.00%	74	8	0	Y		N	04/2025		\$65.00
	Exc Award (06/30/2019)															
10610	BARABOO	08/03/1942	Active	33	2	2	0.00%	31	13	1	Y		N	07/2025		\$500.00
51176	BARRE CO-ED	01/04/1991	Active	32	0	0	0.00%	31		9	Y	13	R	11/2025		
	Exc Award (06/30/2022)															
34944	BOAZ	01/23/1978	Active	20	0	0	0.00%	16		3	Y		N	12/2025		
	Exc Award (06/30/2022, 06/30/2023)															
53073	BRICE PRAIRIE	05/07/1992	Active(1)	16	0	0	0.00%	13		9	N	2		01/2019		
155305	Buena Vista	08/14/2023	Active	25	2	0	8.70%	25		2	Y		N	09/2024		\$50.00
10615	CAMP DOUGLAS	05/26/1972	Active	22	1	0	4.76%	22		4	Y		N	05/2018	90+ Days	\$1,000.00
10616	CASHTON	01/05/1949	Active	25	4	2	8.70%	22	36	0	Y	15	N	08/2021		\$950.00
10618	COON VALLEY	03/14/1960	Active	58	1	0	1.75%	54		4	Y		N	02/2025		
	Exc Award (06/30/2022)															
51826	DE SOTO AREA	06/19/1991	Active	21	0	0	0.00%	21		6	Y	5	R	11/2025		
	Exc Award (06/30/2022, 06/30/2024)															
10624	ELROY	03/14/1952	Active	34	0	0	0.00%	30		7	N	2		06/2025		\$100.00
	Exc Award (06/30/2022)															
29456	FRENCH ISLAND	06/25/1974	Active	11	2	0	22.22%	9		1	Y		IP	08/2017		
10627	GAYS MILLS	06/16/1959	Active	19	0	1	-5.00%	19	3	2	Y	4	R	07/2022		
	Exc Award (06/30/2022)															
35543	GENOA	05/09/1978	Active	17	4	2	13.33%	15	9	1	Y	11		06/2021		
	Exc Award (06/30/2020)															
45674	HILLSBORO	01/31/1986	Active	51	0	2	-3.77%	54	32	0	Y		N	10/2025		\$20.00
	Exc Award (06/30/2016, 06/30/2022)															
10630	HOLMEN	02/29/1960	Active	28	2	1	3.70%	28	7	2	Y	4	R	07/2018		\$30.00
45675	ITHACA	01/08/1986	Active	25	0	1	-3.85%	30	9	5	Y		R	06/2025		\$1,575.00
10632	KENDALL	10/14/1948	Active	28	1	1	0.00%	28	6	0	N	None		09/2025		\$100.00
10633	LA CROSSE	11/20/1952	Active	49	3	8	-9.26%	52	8	0	Y		N	10/2025		\$1,000.00
	Exc Award (06/30/2018, 06/30/2022, 06/30/2024)															




Club Health Assessment for District 27 D2 through December 2025

			Status	Membership						Reports				Finance	LCIF	
Club Number	Club Name	Charter Date	Times in Status Quo in Past 2 Years	Current Member Count **	YTD Members Added	YTD Members Dropped	YTD Net Growth% ***	Member Count 1 Year Ago	Dropped Members Avg.Length of Service	Months Since Membership Update	Current Officers Reported ****	Current President Repeated Term	VP Reported *****	Last Date Reported Service (mm/yyyy)	Account Balance	YTD Donations
10635	LA FARGE	02/13/1973	Active	40	2	2	0.00%	43	3	4	Y		N	07/2025	90+ Days	\$110.00
Exc Award (06/30/2021, 06/30/2022)																
10636	LAKE DELTON	05/21/1951	Active	11	0	1	-8.33%	11	2	0	Y		IP	10/2025		\$50.00
Exc Award (06/30/2021)																
10643	MAUSTON	03/12/1968	Active	56	5	0	9.80%	45		2	Y	10	N	12/2025		\$15.00
Exc Award (06/30/2022, 06/30/2023, 06/30/2024, 06/30/2025)																
10645	MINDORO	05/28/1968	Active	43	0	0	0.00%	43		5	Y		N	10/2023		
Exc Award (06/30/2022, 06/30/2023, 06/30/2024)																
37039	MORMON COULEE L C	05/04/1979	Active	31	1	1	0.00%	32	46	0	Y	2		08/2025		
Exc Award (06/30/2020, 06/30/2022)																
10650	NECEDAH	10/26/1972	Active	20	2	1	5.26%	26	3	4	Y		N	07/2025		
Exc Award (06/30/2022)																
10652	NEW LISBON	11/16/1959	Active	47	2	2	0.00%	44	4	2	Y	4		11/2025		\$5.00
Exc Award (06/30/2022, 06/30/2024)																
38287	NORTH BEND	04/23/1980	Active	14	0	1	-6.67%	15	7	2	Y		N	04/2024		\$25.00
10653	NORWALK	01/08/1952	Active	34	0	0	0.00%	34		6	Y	2		12/2025		
10654	ONALASKA	05/29/1952	Active	18	0	2	-10.00%	21	15	0	Y	2	N	08/2023		
Exc Award (06/30/2022)																
10655	PLAIN	06/20/1950	Active	46	2	0	4.55%	46		0	Y	2		10/2024	\$100.00	
42534	PRAIRIE DU CHIEN	04/14/1983	Active	11	0	2	-15.38%	13	3	0	Y	7	N	11/2023	\$150.00	
Exc Award (06/30/2022)																
10658	REEDSBURG	04/23/1951	Active	67	3	1	3.08%	65	3	0	Y	8		12/2025		
10659	RICHLAND CENTER	09/14/1942	Active	16	1	0	6.67%	15		4	Y	2	R	12/2025	\$805.00	
Exc Award (06/30/2018, 06/30/2021)																
10657	SAUK PRAIRIE L C	03/25/1947	Active	31	3	2	3.33%	28	31	1	Y		N	10/2025	\$2,000.00	
Exc Award (06/30/2022, 06/30/2023)																
47287	SENECA	04/30/1987	Active	13	1	1	0.00%	13	8	5	N		N	07/2025		
Exc Award (06/30/2022, 06/30/2023)																
10661	SOLDIERS GROVE	11/20/1951	Active	9	0	0	0.00%	9		9	Y		IP	11/2025		
10662	SPARTA	10/19/1961	Active	30	0	7	-18.92%	46	8	0	Y	2		12/2025		
Exc Award (06/30/2024)																



Club Health Assessment for District 27 D2 through December 2025

						Status		Membership					Reports				Finance		LCIF	
Club Number	Club Name	Charter Date				Times in Status Quo in Past 2 Years	Current Member Count **	YTD Members Added	YTD Members Dropped	YTD Net Growth% ***	Member Count 1 Year Ago	Dropped Members Avg.Length of Service	Months Since Membership Update	Current Officers Reported ****	Current President Repeated Term	VP Reported *****	Last Date Reported Service (mm/yyyy)	Account Balance	YTD Donations	
10663	SPRING GREEN	11/28/1949				Active	55	1	0	1.85%	56		3	Y		N	12/2025	90+ Days	\$150.00	
Exc Award (06/30/2023, 06/30/2024)																				
33662	ST JOSEPH'S RIDGE L C	04/30/1977				Active	97	3	11	-7.62%	100	3	0	Y	2	N	12/2025			
Exc Award (06/30/2018, 06/30/2021, 06/30/2022, 06/30/2023)																				
10664	STODDARD	02/24/1970				Active	37	9	11	-5.13%	39	8	0	Y		N	12/2025			
Exc Award (06/30/2021, 06/30/2022, 06/30/2024, 06/30/2025)																				
10667	TOMAH	02/17/1930				Active	50	3	0	6.38%	56		3	Y		N	08/2025			
Exc Award (06/30/2019, 06/30/2022)																				
10669	VIROQUA	10/30/1947				Active	65	8	4	6.56%	62	6	2	Y			12/2025			
Exc Award (06/30/2022)																				
44827	WARRENS	04/29/1985				Active	23	0	0	0.00%	23		16	Y		N	12/2025			
Exc Award (06/30/2022)																				
43866	WAUZEKA	05/18/1984				Active	18	2	3	-5.26%	19	15	0	Y		N	02/2019			
Exc Award (06/30/2022)																				
10672	WEST SALEM	10/13/1948				Active	57	2	2	0.00%	54	30	0	Y			12/2025			
Exc Award (06/30/2022)																		\$480.00		
10670	WESTBY	09/01/1959				Active	12	2	0	20.00%	16		1	Y	2	R	06/2025			
Exc Award (06/30/2022)																				
123231	Wonewoc Area	10/16/2014				Active	38	4	0	11.76%	34		1	Y	2	R	12/2025			
Exc Award (06/30/2024, 06/30/2025)																		\$30.00		
Current Total Clubs Count	YTD New Clubs Count	YTD Cancelled Clubs Count	YTD Net Club Gain	Current Total Members Count	YTD Add	YTD Drop	YTD Net Growth	YTD Net Growth %	Member Count 12 Months Ago	Average Member Count Per Club	% of Clubs with less than 20 members	% No Officer Report in 12 Months	% of Clubs with balance 90+ days	Number of Clubs in Status Quo	% Status Quo Clubs in Financial Suspension	Number of Cancelled Clubs	Average Cancelled Club Age	Members Lost Due to Cancellation	% of Clubs Cancelled for Non-Financial Reasons	
47	0	0	0	1,579	79	75	4	0.25%	1,582	34	28%	0%	6%	0	0%	0	0	0	0%	

* - P - Priority Club. Cancellation Reasons: 1-Objectives/conduct, 2-Non-active club, 5-Non-existing club, 6-Disbanding, 7-Merger, 8-Financial Suspension, 9-District/Multiple District Dues.

** Red denotes below 15 active members.

*** Red denotes 20% + loss.

**** Y - all 3 (President, Secretary, Treasurer) club officers reported, N - not all 3 reported.

***** Abbreviation: N-New, IP-Immediate Past, R-Repeat.




Club Health Assessment for District 27 E1 through December 2025

			Status	Membership					Reports					Finance		LCIF
Club Number	Club Name	Charter Date	Times in Status Quo in Past 2 Years	Current Member Count **	YTD Members Added	YTD Members Dropped	YTD Net Growth% ***	Member Count 1 Year Ago	Dropped Members Avg.Length of Service	Months Since Membership Update	Current Officers Reported ****	Current President Repeated Term	VP Reported *****	Last Date Reported Service (mm/yyyy)	Account Balance	YTD Donations
Clubs more than two years old																
38899	AMERY	09/03/1980	Active	61	4	0	7.02%	63		1	Y	2	R	10/2025		\$20.00
	Exc Award (06/30/2022, 06/30/2023, 06/30/2024)															
10679	BIRCHWOOD	02/11/1961	Active	32	3	0	10.34%	25		1	Y	4		12/2025		
43867	BLOOMER	05/31/1984	Active	16	0	0	0.00%	16		24	Y	4	R	06/2025		
10682	BOYD	05/08/1951	Active	28	0	0	0.00%	28		6	Y	2	R	09/2024		
67699	BRUCE BLUE HILLS	04/14/2003	Active	16	0	3	-15.79%	21	5	2	Y	5	N	02/2023		
10683	BRULE RIVER	07/30/1958	Active	32	3	6	-8.57%	33	33	0	Y	5	N	11/2025		
10684	CADOTT	10/02/1947	Active	43	3	0	7.50%	39		1	Y	2	R	11/2025		\$1,102.00
	Exc Award (06/30/2023)															
56253	CHEQUAMEGON	11/17/1994	Active	53	0	1	-1.85%	48	16	1	Y		N	12/2025	90+ Days	\$200.00
10686	CHETEK	12/05/1967	Active(1)	59	2	1	1.72%	58	32	1	Y		N	12/2025		
	Exc Award (06/30/2023, 06/30/2024)															
10687	CHIPPEWA FALLS	05/03/1956	Active	65	1	2	-1.52%	59	2	2	Y		N	12/2025		\$50.00
	Exc Award (06/30/2023, 06/30/2024, 06/30/2025)															
10688	CLAYTON	12/08/1965	Active	19	1	1	0.00%	18	9	4	Y	2	N	10/2025		\$60.00
10689	CLEAR LAKE	09/26/1966	Active	25	1	0	4.17%	25		0	Y		IP	12/2025		\$20.00
10691	CORNELL	06/25/1931	Active	24	5	0	26.32%	19		2	Y	21		10/2025		\$1,000.00
63348	DRESSER	06/26/2000	Active	10	0	0	0.00%	11		9	Y	4	R	12/2025		\$570.00
	Exc Award (06/30/2023)															
10699	FREDERIC	01/10/1974	Active	16	0	0	0.00%	18		7	Y	2	R	12/2025		
30716	GRANTSBURG	05/13/1975	Active	9	0	1	-10.00%	10	6	3	Y	2	N	11/2025		
10702	HAWKINS	12/06/1950	Active	20	0	0	0.00%	16		5	N	None		09/2024		
10703	HAYWARD	03/07/1963	Active(1)	40	2	8	-13.04%	46	7	2	N		N	09/2025		
10705	JIM FALLS	01/05/1960	Active	59	1	2	-1.67%	60	1	0	Y		N	12/2025		\$2,430.00
	Exc Award (06/30/2024)															
10707	LADYSMITH	12/12/1968	Active	26	0	4	-13.33%	31	11	0	Y	3	R	10/2025		
10708	LAKE HOLCOMBE L C	11/09/1972	Active	77	7	3	5.48%	73	9	1	Y		R	11/2025	90+ Days	



Club Health Assessment for District 27 E1 through December 2025

			Status	Membership						Reports				Finance	LCIF	
Club Number	Club Name	Charter Date	Times in Status Quo in Past 2 Years	Current Member Count **	YTD Members Added	YTD Members Dropped	YTD Net Growth% ***	Member Count 1 Year Ago	Dropped Members Avg.Length of Service	Months Since Membership Update	Current Officers Reported ****	Current President Repeated Term	VP Reported *****	Last Date Reported Service (mm/yyyy)	Account Balance	YTD Donations
10710	LAKE WISSOTA L C	07/11/1973	Active	34	3	0	9.68%	37		1	Y		N	12/2025		
10711	LUCK	11/14/1960	Active	40	0	7	-14.89%	50	18	3	Y	3	R	09/2025		
	Exc Award (06/30/2018)															
38958	OSCEOLA AREA	10/28/1980	Active	28	0	2	-6.67%	30	16	5	Y		R	10/2025		\$109.00
38900	PATTISON PARK AREA L C	09/29/1980	Active	37	1	2	-2.63%	39	10	0	Y	3	N	12/2025	90+ Days	\$200.00
10719	POPLAR WENTWORTH	11/12/1963	Active	6	0	0	0.00%	6		20	Y	7		12/2025		\$150.00
10720	PRAIRIE FARM AREA	12/04/1967	Active	42	3	0	7.69%	38		6	Y	8	R	12/2022	90+ Days	
10721	RICE LAKE	10/30/1967	Active	46	4	2	4.55%	45	8	0	Y		N	03/2024		
	Exc Award (06/30/2017)															
57477	SEELEY	11/07/1995	Active	39	2	0	5.41%	40		3	Y	5		11/2022	90+ Days	
10725	SHELL LAKE	01/21/1960	Active	55	0	3	-5.17%	55	21	0	Y			02/2024		
	Exc Award (06/30/2017)															
10726	SIREN	05/26/1969	Active	23	0	0	0.00%	24		8	N	None		08/2022		
	Exc Award (06/30/2016, 06/30/2018)															
10727	SOLO SPRINGS	05/10/1956	Active	24	0	2	-7.69%	26	8	2	Y	3		09/2023		
10728	SPOONER-TREGO L C	09/21/1972	Active	31	1	1	0.00%	30	1	0	N	None		11/2025		\$500.00
10700	ST CROIX FALLS	03/25/1952	Active	21	1	0	5.00%	20		4	Y		R	12/2025		\$55.00
	Exc Award (06/30/2023)															
10730	STANLEY	04/09/1946	Active	33	0	2	-5.71%	35	5	0	N	None		04/2025		
10732	STONE LAKE	01/12/1970	Active	18	3	1	12.50%	19	15	0	Y	2	N	03/2025		
10735	TILDEN	12/04/1973	Active	35	0	0	0.00%	39		2	N			12/2024		
	Exc Award (06/30/2018)															
10737	TURTLE LAKE	05/01/1952	Active	54	0	0	0.00%	54		0	Y	3		12/2025		
	Exc Award (06/30/2016, 06/30/2018)															
145762	Turtle Lake Area Lioness	03/23/2021	Active	14	2	1	7.69%	13	0	0	Y	6	R	03/2024	90+ Days	
10685	UNITY AREA	06/10/1957	Active	15	0	0	0.00%	15		20	Y	2	R	04/2024	90+ Days	\$10.00
43346	WANDEROOS	01/16/1984	Active	8	0	0	0.00%	7		8	Y	10		12/2025		\$500.00
	Exc Award (06/30/2024, 06/30/2025)															
10738	WEBSTER	12/13/1966	Active	36	1	0	2.86%	39		1	Y			12/2025		
30350	WINTER & AREA L C	03/13/1975	Active	28	5	4	3.70%	24	2	0	Y		R	12/2025		
	Exc Award (06/30/2024, 06/30/2025)															



Club Health Assessment for District 27 E1 through December 2025

						Status		Membership					Reports				Finance		LCIF
						Times in Status Quo in Past 2 Years	Current Member Count **	YTD Members Added	YTD Members Dropped	YTD Net Growth***	Member Count 1 Year Ago	Dropped Members Avg.Length of Service	Months Since Membership Update	Current Officers Reported ****	Current President Repeated Term	VP Reported *****	Last Date Reported Service (mm/yyyy)	Account Balance	YTD Donations
Club Number	Club Name		Charter Date																
Current Total Clubs Count	YTD New Clubs Count	YTD Cancelled Clubs Count	YTD Net Club Gain	Current Total Members Count	YTD Add	YTD Drop	YTD Net Growth	Member Count 12 Months Ago	Average Member Count Per Club	% of Clubs with less than 20 members	% No Officer Report in 12 Months	% of Clubs with balance 90+ days	Number of Clubs in Status Quo	% Status Quo Clubs in Financial Suspension	Number of Cancelled Clubs	Average Cancelled Club Age	Members Lost Due to Cancellation	% of Clubs Cancelled for Non-Financial Reasons	
43	0	0	0	1,397	59	59	0	0.00%	1,402	32	26%	5%	16%	0	0%	0	0	0	0%

* - P - Priority Club. Cancellation Reasons: 1-Objectives/conduct, 2-Non-active club, 5-Non-existing club, 6-Disbanding, 7-Merger, 8-Financial Suspension, 9-District/Multiple District Dues.

** Red denotes below 15 active members.

*** Red denotes 20% + loss.

**** Y - all 3 (President, Secretary, Treasurer) club officers reported, N - not all 3 reported.

***** Abbreviation: N-New, IP-Immediate Past, R-Repeat.




Club Health Assessment for District 27 E2 through December 2025

			Status	Membership						Reports				Finance	LCIF	
Club Number	Club Name	Charter Date	Times in Status Quo in Past 2 Years	Current Member Count **	YTD Members Added	YTD Members Dropped	YTD Net Growth% ***	Member Count 1 Year Ago	Dropped Members Avg.Length of Service	Months Since Membership Update	Current Officers Reported ****	Current President Repeated Term	VP Reported *****	Last Date Reported Service (mm/yyyy)	Account Balance	YTD Donations
Clubs less than two years old																
179099	Chippewa Valley Emerging Leaders	02/13/2025	Active(1)	16	4	10	-27.27%	0	1	1	N	2	N	10/2025		
Clubs more than two years old																
10674	ALMA	03/21/1968	Active	12	1	0	9.09%	12		4	N	None	N	06/2025	90+ Days	
10675	ALMA CENTER	01/30/1967	Active	32	0	0	0.00%	31		11	Y	5		09/2025		
10676	ALTOONA	02/21/1961	Active	85	10	13	-3.41%	82	6	0	Y	2	N	11/2025		\$2,025.00
Exc Award (06/30/2025)																
10677	ARCADIA	07/17/1951	Active	48	0	0	0.00%	51		6	Y		N	06/2025		
10678	AUGUSTA	11/20/1939	Active	51	0	2	-3.77%	56	6	2	Y	2	N	12/2025		\$590.00
10680	BLACK RIVER FALLS	10/08/1937	Active	46	0	1	-2.13%	44	14	1	Y		N	11/2025		\$55.00
53356	BOYCEVILLE	06/15/1992	Active	14	0	1	-6.67%	15	1	2	Y	8	R	10/2025		
64949	CLEGHORN	01/18/2002	Active	80	3	2	1.27%	79	10	2	Y		N	12/2025		\$390.00
Exc Award (06/30/2018, 06/30/2023)																
10690	COCHRANE BUFFALO CITY	04/18/1967	Active	4	0	0	0.00%	4		34	Y	3				
31431	DEER PARK	12/22/1975	Active	18	0	0	0.00%	18		10	Y	2		02/2025		
10692	DURAND	03/08/1965	Active	22	0	0	0.00%	22		0	Y	3	R	09/2025		\$650.00
37795	EAU CLAIRE EVE	12/06/1979	Active	18	1	3	-10.00%	22	11	1	Y	2	N	10/2025		
43145	EAU CLAIRE SEYMOUR	11/22/1983	Active	47	0	0	0.00%	48		5	Y			12/2025		\$500.00
Exc Award (06/30/2024)																
39868	ELEVA STRUM AREA	05/19/1981	Active	16	0	1	-5.88%	18	44	3	Y	5		11/2025		
33020	ELK MOUND	11/18/1976	Active	17	0	0	0.00%	18		6	Y	2		11/2025		
Exc Award (06/30/2022)																
10694	ELLSWORTH	10/20/1930	Active	33	0	3	-8.33%	39	17	0	Y		R	12/2025		\$600.00
Exc Award (06/30/2023, 06/30/2024)																
10695	ETTRICK	07/18/1951	Active	47	0	0	0.00%	43		5	N	None		06/2025		\$480.00
10696	FAIRCHILD	11/14/1968	Active	24	0	2	-7.69%	29	2	0	Y		N	10/2025		\$130.00
10697	FALL CREEK	03/22/1954	Active	49	0	0	0.00%	49		1	Y		R	11/2025		\$225.00
10698	FOUNTAIN CITY	09/07/1951	Active	25	0	0	0.00%	26		6	N	None		03/2025		



Club Health Assessment for District 27 E2 through December 2025

			Status	Membership						Reports				Finance	LCIF	
Club Number	Club Name	Charter Date	Times in Status Quo in Past 2 Years	Current Member Count **	YTD Members Added	YTD Members Dropped	YTD Net Growth% ***	Member Count 1 Year Ago	Dropped Members Avg.Length of Service	Months Since Membership Update	Current Officers Reported ****	Current President Repeated Term	VP Reported *****	Last Date Reported Service (mm/yyyy)	Account Balance	YTD Donations
10701	GALESVILLE	08/12/1946	Active	41	6	5	2.50%	41	5	2	Y	3	R	12/2025		\$420.00
Exc Award (06/30/2024)																
39526	GLEN HILLS L C	03/03/1981	Active	28	0	0	0.00%	28		9	Y		N	01/2025		
Exc Award (06/30/2022)																
41886	HAMMOND	10/22/1982	Active	26	0	0	0.00%	30		4	Y	6	N	04/2025		
46822	HUDSON	01/23/1987	Active	29	2	6	-12.12%	32	13	0	Y	4	N	12/2025		
Exc Award (06/30/2021, 06/30/2022, 06/30/2023)																
10704	INDEPENDENCE	08/08/1951	Active	51	0	0	0.00%	57		6	Y		N	06/2025		
Exc Award (06/30/2018, 06/30/2019)																\$1,600.00
10712	MENOMONIE	10/16/1946	Active	94	1	6	-5.05%	101	6	0	Y		N	12/2025		
Exc Award (06/30/2022, 06/30/2023)																
28018	MERRILLAN	02/14/1974	Active	6	0	1	-14.29%	5	12	0	Y	4		12/2024		
10714	MONDOVI	04/29/1959	Active	30	0	1	-3.23%	31	3	4	Y	5	N	08/2025		\$570.00
28019	OSSEO	02/15/1974	Active	23	2	3	-4.17%	28	14	3	Y	3		08/2025		
10715	PEPIN	08/24/1972	Active	17	2	0	13.33%	17		1	Y		N	03/2025		
10716	PIGEON FALLS	05/31/1960	Active	37	1	4	-7.50%	40	20	0	Y	12	R	12/2025		
Exc Award (06/30/2024)															90+ Days	
10717	PLEASANTVILLE	10/31/1968	Active	19	0	1	-5.00%	20	9	4	Y	2	N	11/2024		
10718	PLUM CITY	03/13/1967	Active	33	1	0	3.13%	30		3	Y		N	12/2025		
38959	PRESCOTT	10/20/1980	Active	19	1	0	5.56%	20		6	N		N	05/2025		
10722	RIVER FALLS	11/22/1937	Active	75	3	1	2.74%	79	6	0	Y	2		11/2025	90+ Days	\$250.00
10723	ROBERTS	01/10/1959	Active	78	6	0	8.33%	73		1	Y		N	11/2025		\$20.00
Exc Award (06/30/2021)																\$350.00
105716	SOMERSET	06/05/2009	Active	25	1	3	-7.41%	26	11	4	Y	2	R	12/2025		\$700.00
Exc Award (06/30/2022, 06/30/2024)																
10729	SPRING VALLEY	10/21/1947	Active	26	0	1	-3.70%	27	31	3	Y			08/2025		\$650.00
10736	TREMPEALEAU	06/19/1972	Active	90	4	2	2.27%	84	2	0	Y	2	N	12/2025		
55081	WAUMANDEE AREA	12/01/1993	Active	23	0	0	0.00%	25		7	Y	4	N	10/2025		
10739	WHITEHALL	07/01/1946	Active	16	2	1	6.67%	14	23	3	Y	4	N	12/2025		
10740	WOODVILLE	01/03/1952	Active	54	0	2	-3.57%	54	3	2	Y		N	12/2025	90+ Days	



Club Health Assessment for District 27 E2 through December 2025

INTERNATIONAL

Club Number	Club Name	Charter Date	Status	Membership					Reports					Finance	LCIF	
			Times in Status Quo in Past 2 Years	Current Member Count **	YTD Members Added	YTD Members Dropped	YTD Net Growth% ***	Member Count 1 Year Ago	Dropped Members Avg.Length of Service	Months Since Membership Update	Current Officers Reported ****	Current President Repeated Term	VP Reported *****	Last Date Reported Service (mm/yyyy)	Account Balance	YTD Donations
Exc.Award (06/30/2021)																

Clubs Cancelled Previous Fiscal Year – Clubs Cancelled within last 12 months may be reinstated

Club Number	Club Name	Charter Date	Current Status*	Cancellation Date
10681	BLAIR	03/24/1958	Cancelled(8*)	06/29/2025
60728	FOUNTAIN CITY FARM FEST	05/05/1998	Cancelled(6*)	12/30/2024

Current Total Clubs Count	YTD New Clubs Count	YTD Cancelled Clubs Count	YTD Net Club Gain	Current Total Members Count	YTD Add	YTD Drop	YTD Net Growth	YTD Net Growth %	Member Count 12 Months Ago	Average Member Count Per Club	% of Clubs with less than 20 members	% No Officer Report in 12 Months	% of Clubs with balance 90+ days	Number of Clubs in Status Quo	% Status Quo Clubs in Financial Suspension	Number of Cancelled Clubs	Average Cancelled Club Age	Members Lost Due to Cancellation	% of Clubs Cancelled for Non-Financial Reasons
43	0	0	0	1,544	51	75	-24	-1.53%	1,568	36	30%	0%	9%	0	0%	0	0	0	0%

* - P - Priority Club. Cancellation Reasons: 1-Objectives/conduct, 2-Non-active club, 5-Non-existing club, 6-Disbanding, 7-Merger, 8-Financial Suspension, 9-District/Multiple District Dues.

** Red denotes below 15 active members.

*** Red denotes 20% + loss.

**** Y - all 3 (President, Secretary, Treasurer) club officers reported, N - not all 3 reported.

***** Abbreviation: N-New, IP-Immediate Past, R-Repeat.